

FOL
~~639~~
~~833~~
V. 1

522
3839
1864
SCAROIDEL.
1877
V.1.
CAM

Fig. 1.




Fig. 2.



Fig. 3.



P. Bleeker del.

L. Speigler delin.

Chromolith. de CW. Meising.

Fig. 1. *Callyodon genistriatus* Val. Fig. 2. *Scarichthys coeruleopunctatus* Blkr. Fig. 3. *Scarichthys auritus* Blkr.

Fig 1.

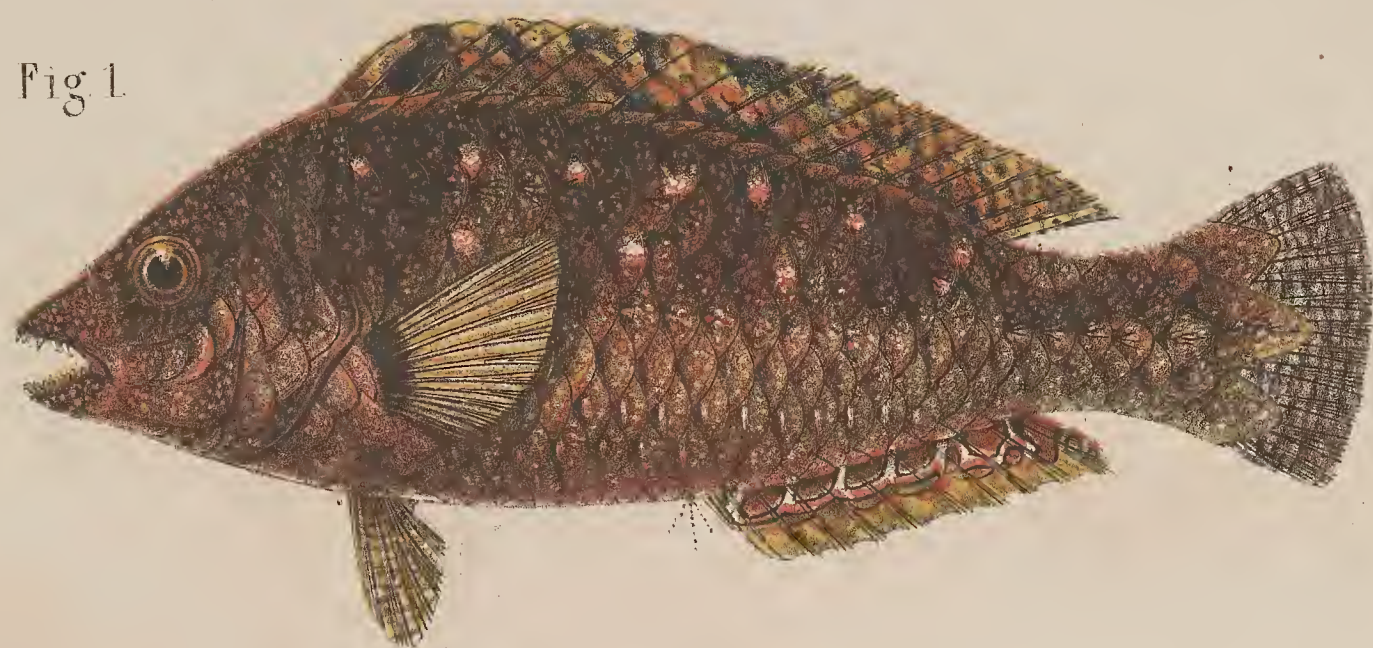


Fig 2.



Fig 3.




Fig 4.



P. Bleeker delin.

L. Speigler delin.

Chromolith de C. W. Meiling.

Fig. 1. Callyodon meluacensis Blk. Fig. 2. Callyodon spinidens Cav. Fig. 3. Callyodon brachysemus Blk. Fig. 4. Callyodon annulatus Lal.



P. Bleeker del.

A. Speigler delin.

Scaevastus microstomus Blk.

Fig 1.





Fig 2.



Fig 3.



P. Bleeker del.

L. Speigler delin.

Chromolith. de C.W. Michng

Fig. 1. Pseudoscarus rhoduropterus, Blk. Fig. 2. Pseudoscarus microcheilus, Blk. Fig. 3. Pseudoscarus strongylocephalus, Blk.

SCAROIDEI.

Tab V.



P. Bleeker del.

L. Speigler delm.

Chromolith. de C. W. Meising.

Pseudocarus janthochir Blkr.

Fig. 1.





Fig. 2.



Fig. 3.



P. Bleeker del.

L. Speigler delin.

Chromolith de C.W. Meising.

Fig. 1. *Pseudoscarus cyanotaenia* Blk. Fig. 2. *Pseudoscarus capistratooides* Blk. Fig. 3. *Pseudoscarus Cuoyi* Blk.



Fig. 1.

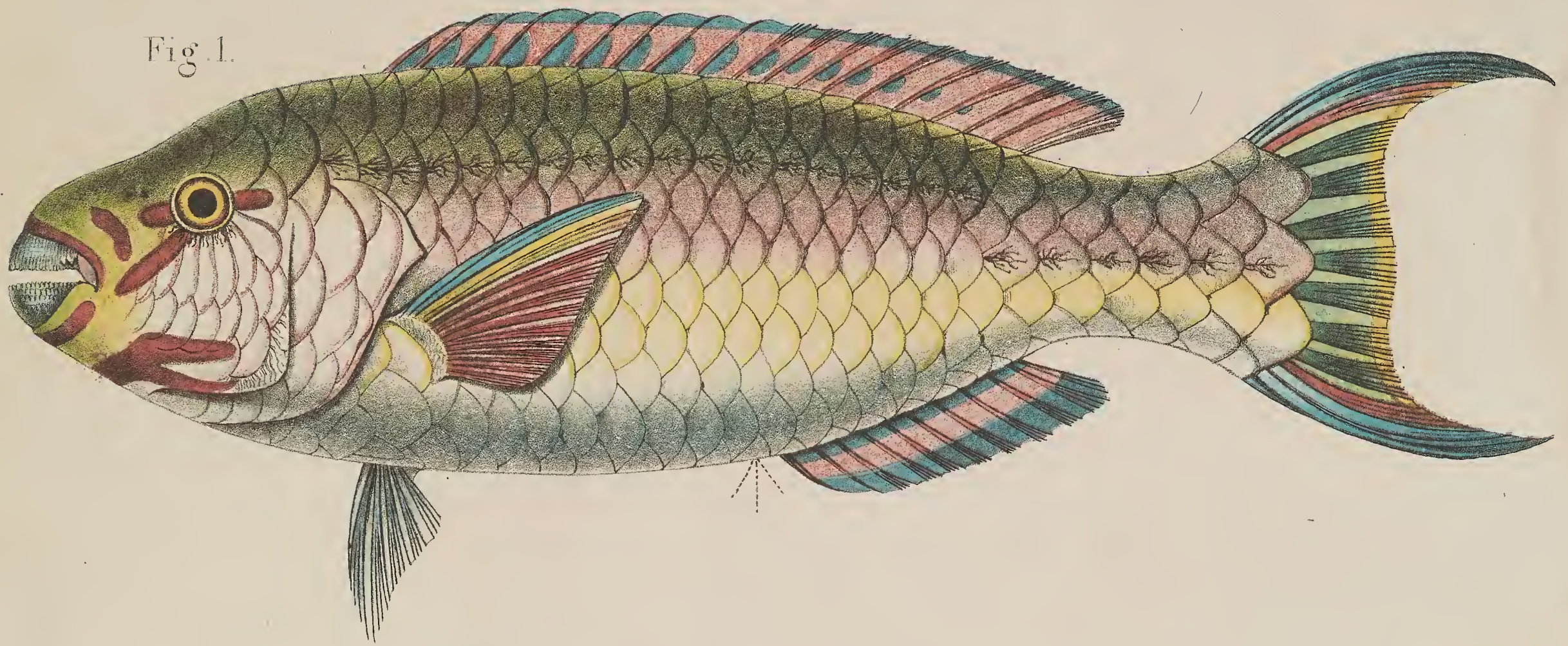


Fig. 2.




Fig. 3.



P. Bleeker del.

L. Speigler delin.

Chromolith de CW. Meiling.

Fig. 1. Pseudocarus xanthopleura. Blkr. Fig. 2. Pseudocarus Froscheli. Blkr. Fig. 3. Pseudocarus muricatus. Blkr.



Fig. 1.





Fig. 2.



Fig. 3.



eker dir.

L. Speigler et Ch. Engel delin.

Chromolith. de C.W. Meising

Fig. 1. Pseudocarus Dussumieri. Blkr. Fig. 2. Pseudocarus Forsteri. Blkr. Fig. 3. Pseudocarus hypselopterus. Blkr.



Fig. 1.



Fig. 2.


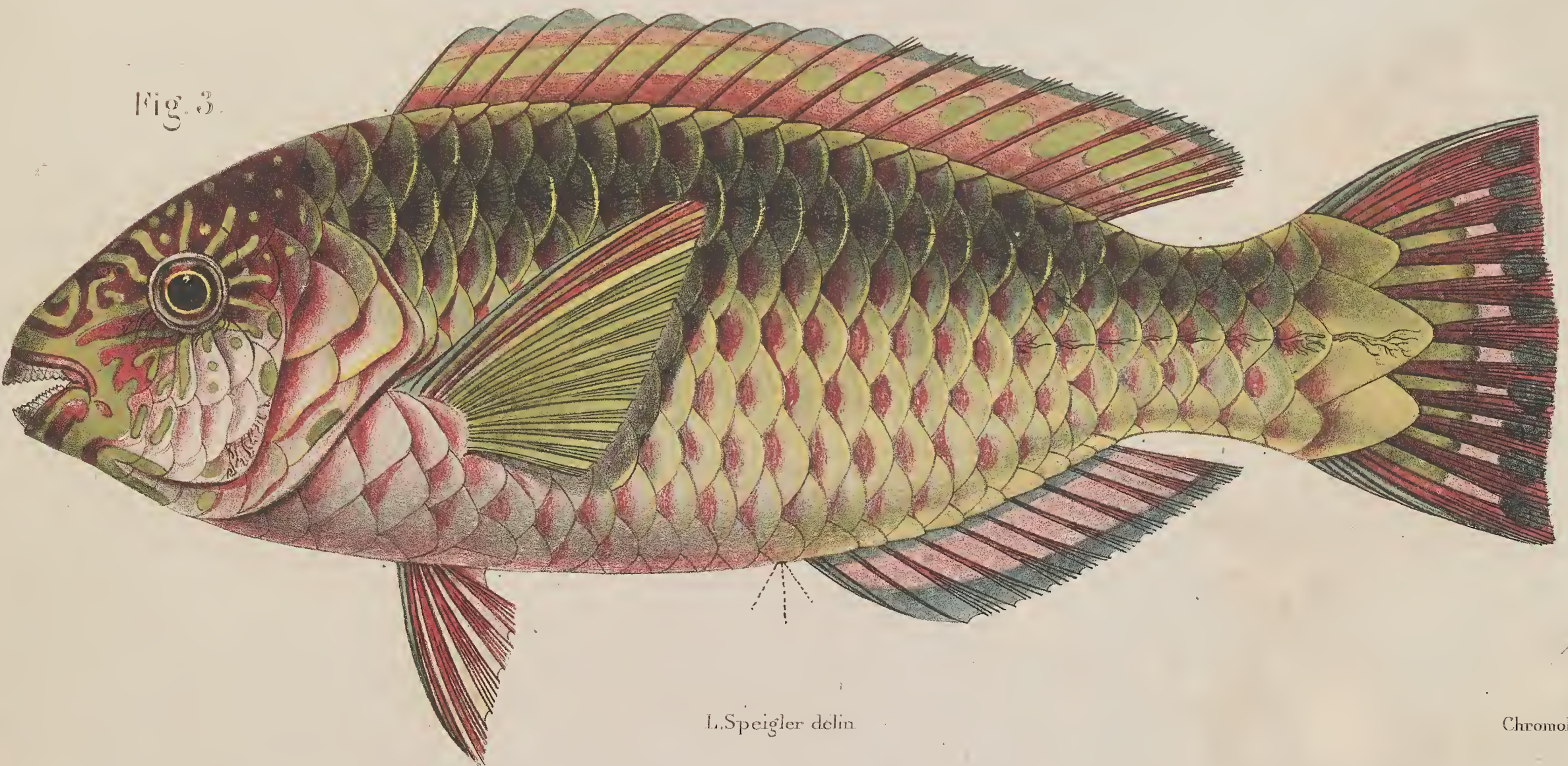


Fig. 3.



E. Bloeker del.

L. Speigler delin.

Chromolith de CW. Mieling.

Fig. 1. *Pseudocarus pycnostethus* Blkr. Fig. 2. *Pseudocarus Canteri* Blkr. Fig. 3. *Pseudocarus rivulatus* Blkr.

Fig.1.




Fig.2.




Fig.3.



P.Bleeker del.

L. Speigler delm

Chromolith de CW. Meising.

Fig.1. Pseudoscarus mastax Blkr. Fig.2. Pseudoscarus nuchipunctatus Blkr. Fig.3. Pseudoscarus pulchellus Blkr.

Fig. 1.




Fig. 2.


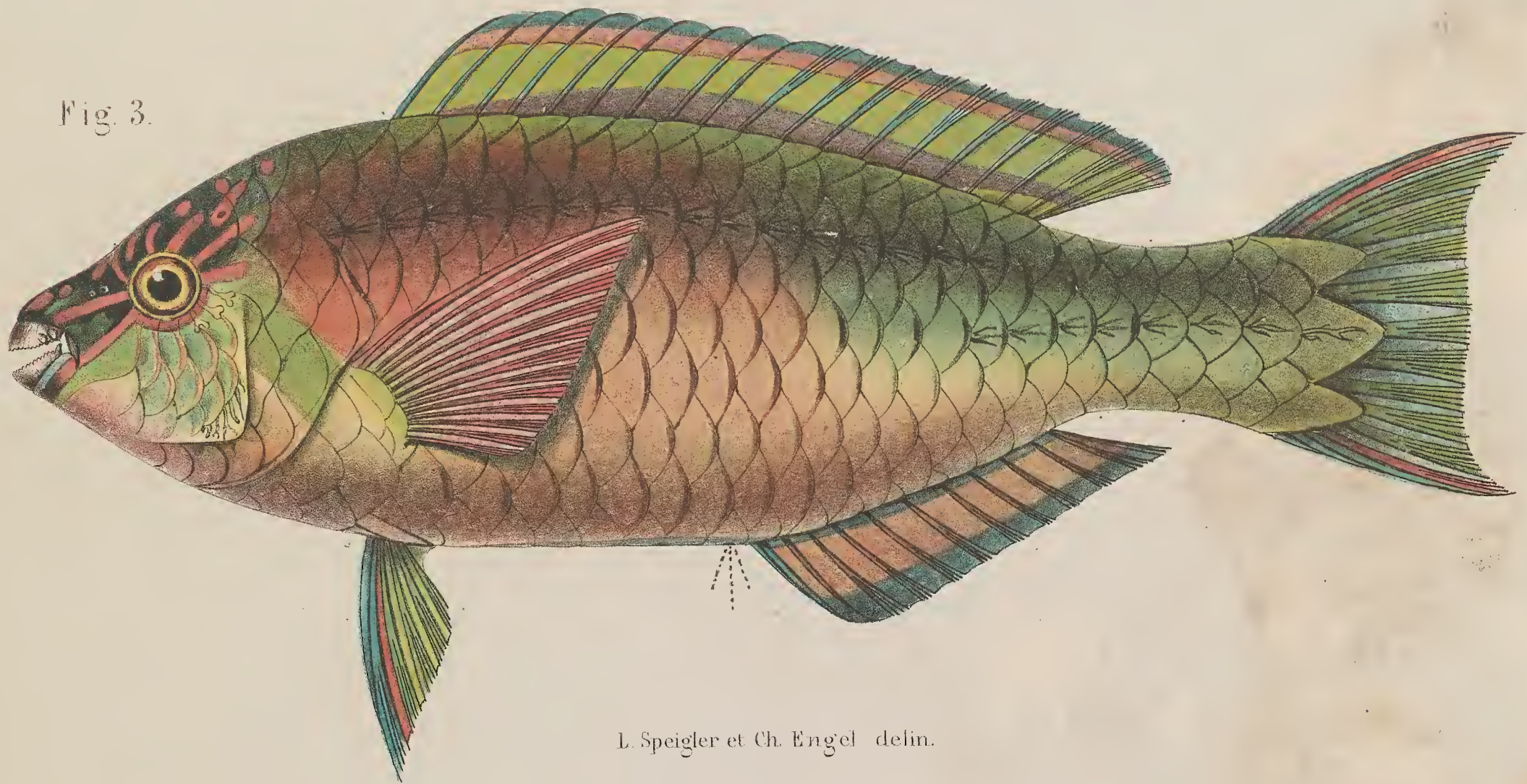


Fig. 3.



EBleeker del.

L. Speigler et Ch. Engel delin.

Chromolith de C.W. Meising.

Fig. 1. Pseudocarus pentazona Blkr. Fig. 2. Pseudocarus cyanognathos Blkr. Fig. 3. Pseudocarus javanicus Blkr.

Fig. 1.




Fig. 2.

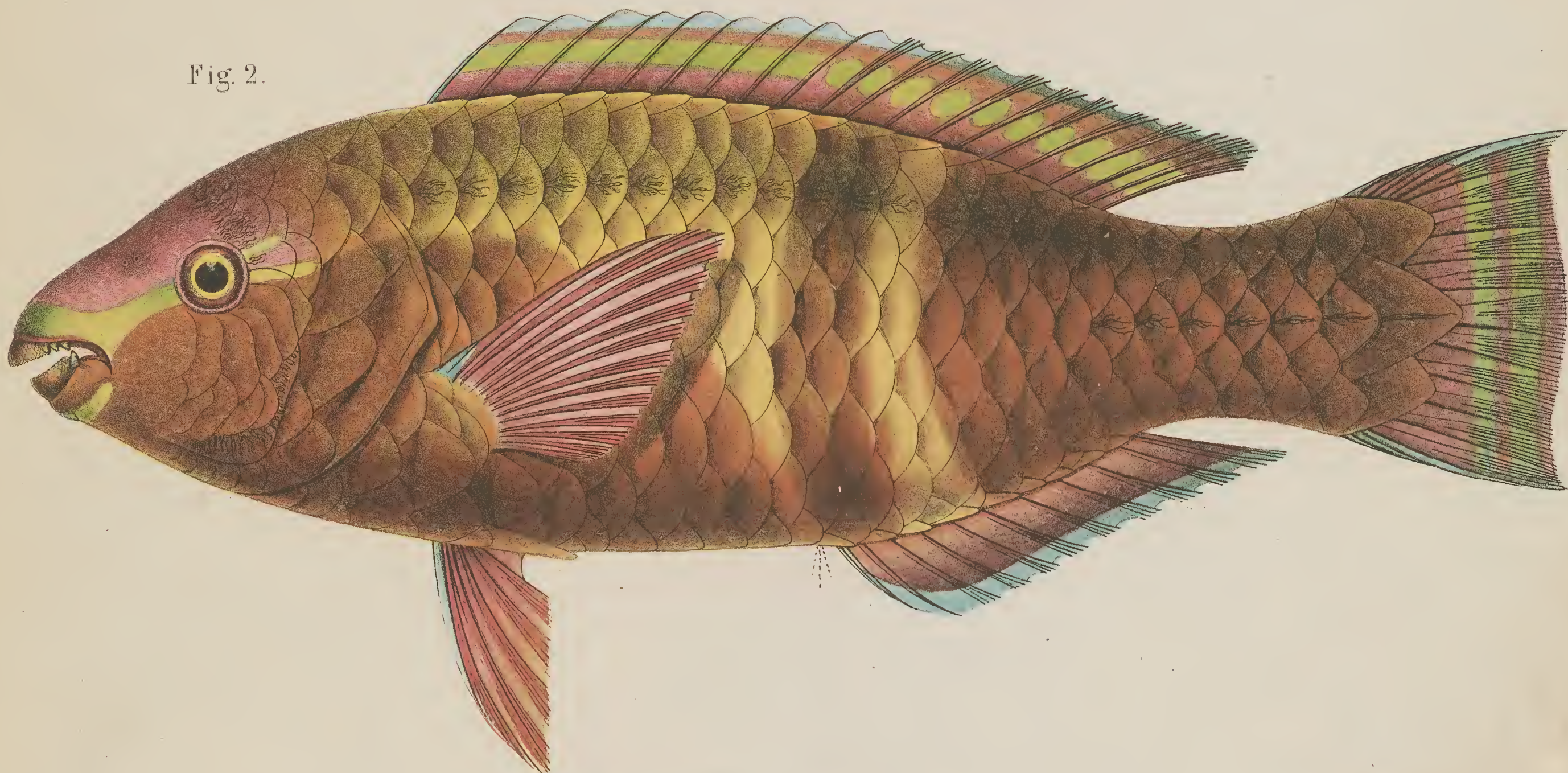



Fig. 3.



P. Bleeker dir.

Ch. Engel et L. Spengler delin.

Chromolith. de C.W. Meising.

Fig. 1. Pseudoscarus Hoensei Blkr. Fig. 2. Pseudoscarus Schlegeli Blkr. Fig. 3. Pseudoscarus bataviensis Blkr.

Fig. 1.




Fig. 2.





Fig. 3.




P. Bleeker del.

L. Speigler et Ch. Engel delin.

Chromolith. de C.W. Meiling

Fig. 1. *Pseudoscarus singapurensis* Blkr. Fig. 2. *Pseudoscarus oktodon* Blkr. Fig. 3. *Pseudoscarus rubroviolaceus* Blkr.



P. Bleeker del.

L. Speigler delin.

Pseudoscarus bicolor Blk.

Chromolith. de C.W. Meising.

Fig 1.



Fig 2.




Fig 3.



Fig 4.



P. Bleeker del.

L. Speigler delin.

Chromolith. de C.W. Meising.

Fig. 1. Pseudoscarus macrocheilus. Blkr. Fig. 2. Pseudoscarus celebicus. Blkr. Fig. 3. Pseudoscarus gymnogonathus. Blkr. Fig. 4. Pseudoscarus sumbawensis. Blkr.

Fig. 1.

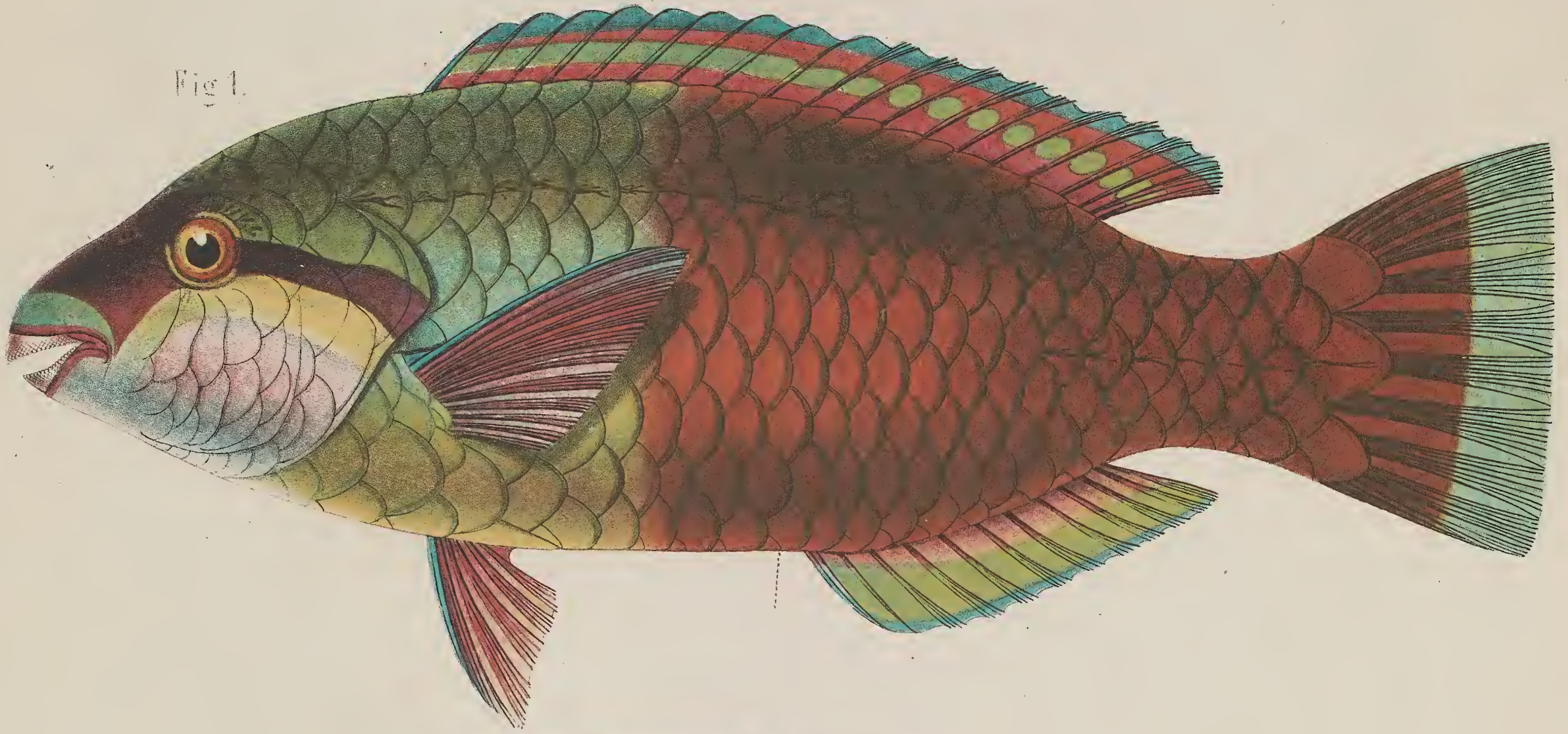


Fig. 2.





Fig. 3.



P. Bleeker del.

L. Spiegler delin.

Chromolith. de C.W. Meising.

Fig. 1. Pseudocarus dimidiatus. Blkr. Fig. 2. Pseudocarus frenatus. Blkr. Fig. 3. Pseudocarus calinensis. Blkr.

Fig. 1




Fig. 2.





Fig. 3

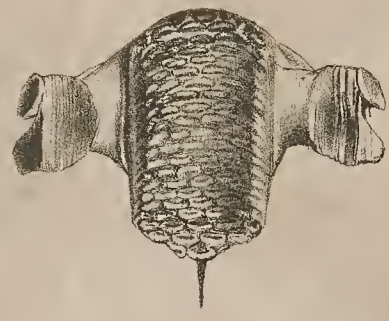
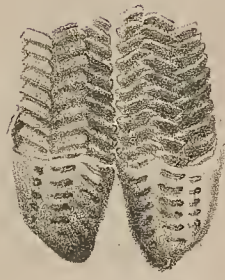


P. Bleeker del.

L. Spiegler delin.

Chromolith. de C. W. Meising

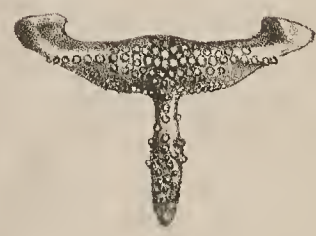
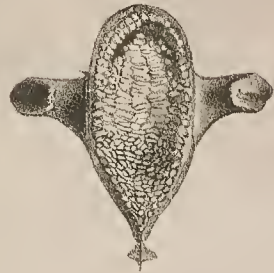
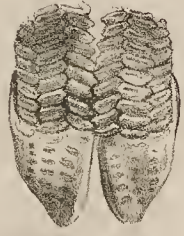
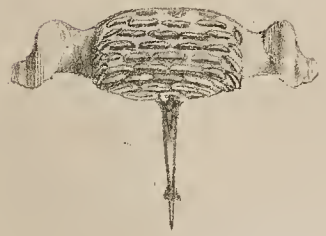
Fig. 1. *Pseudocarus tricolor*. Blkr. Fig. 2. *Pseudocarus acryginosus*. Blkr. Fig. 3. *Pseudocarus viridis*. Blkr.



Scarichthys coeruleopunctatus Blkr.
agr. 3.

Pseudoscarus strongylocephalus Blkr.

Scarus cretensis Cuv.
agr. 3.



Calliodon genivittatus Val.
agr. 4.

Pseudochax moluccanus Blkr.
agr. 3.

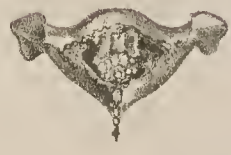
Cheilic inermis Richd.
agr. 3.



Epibulus insidiator Cuv.
agr. 3.

Cheilinus fasciatus Cuv.

Pseudocheilinus hexactenia Blkr.
agr. 3.



Duymacria oncaeorhinus Blkr.
agr. 3.

Xiphocheilus typus Blkr.
agr. 3.

Diproctacanthus xanthurus Blkr. *Cosyphus mesothorax* Val.
agr. 3. agr. 3.



Anampses coeruleopunctatus Popp.
agr. 3.

Choerops macrodon Blkr.

Cirrhitobrus sclerenis Blkr.
agr. 4.



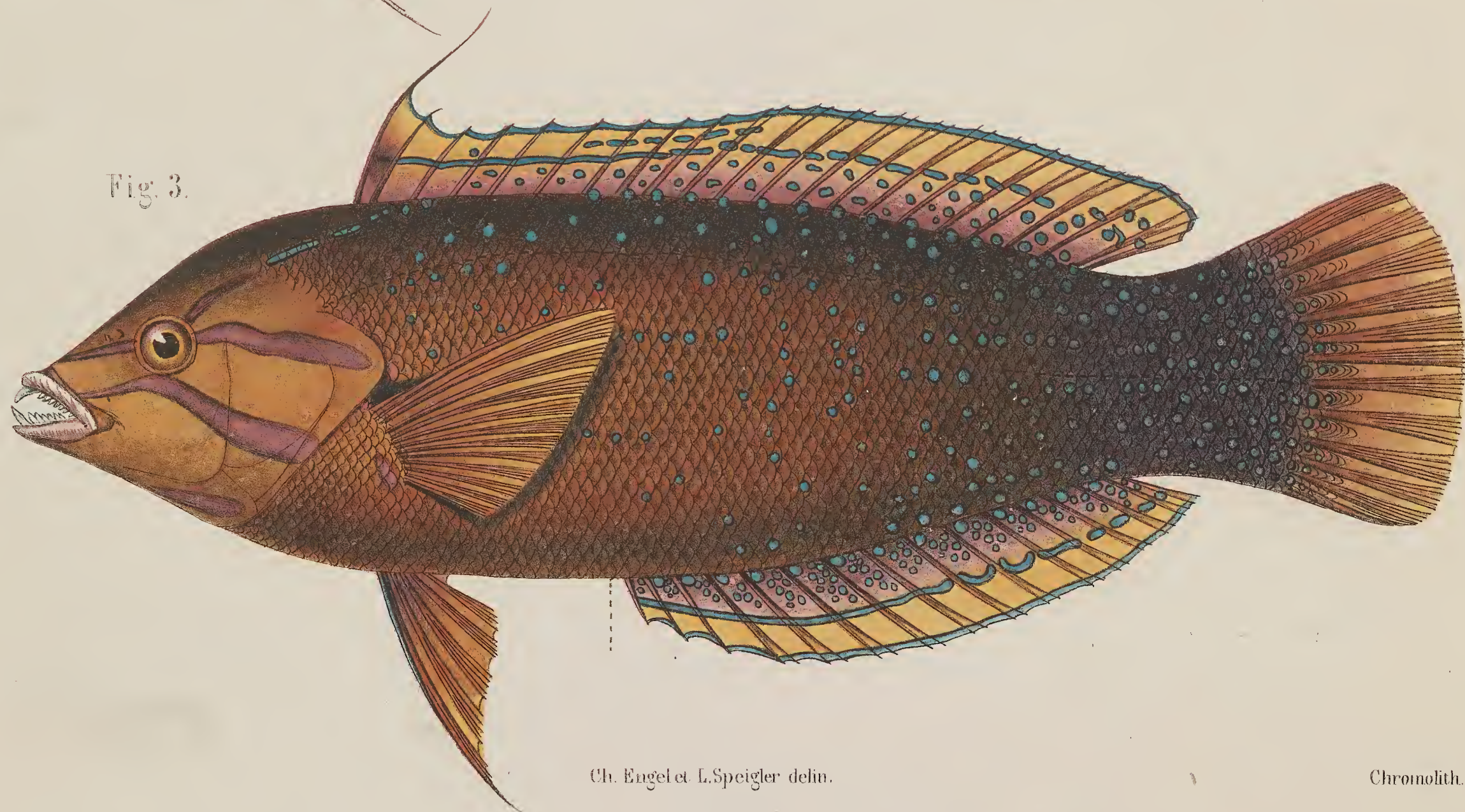
Fig. 1.



Fig. 2.



Fig. 3.



P. Bleeker del.

Ch. Engel et L. Speigler delin.

Chromolith. de C.W. Meising.

Fig. 1. Pseudocoris heteropterus Blkr. Fig. 2. Coris Gaimardi Günth. Fig. 3. Coris formosa. Blkr.



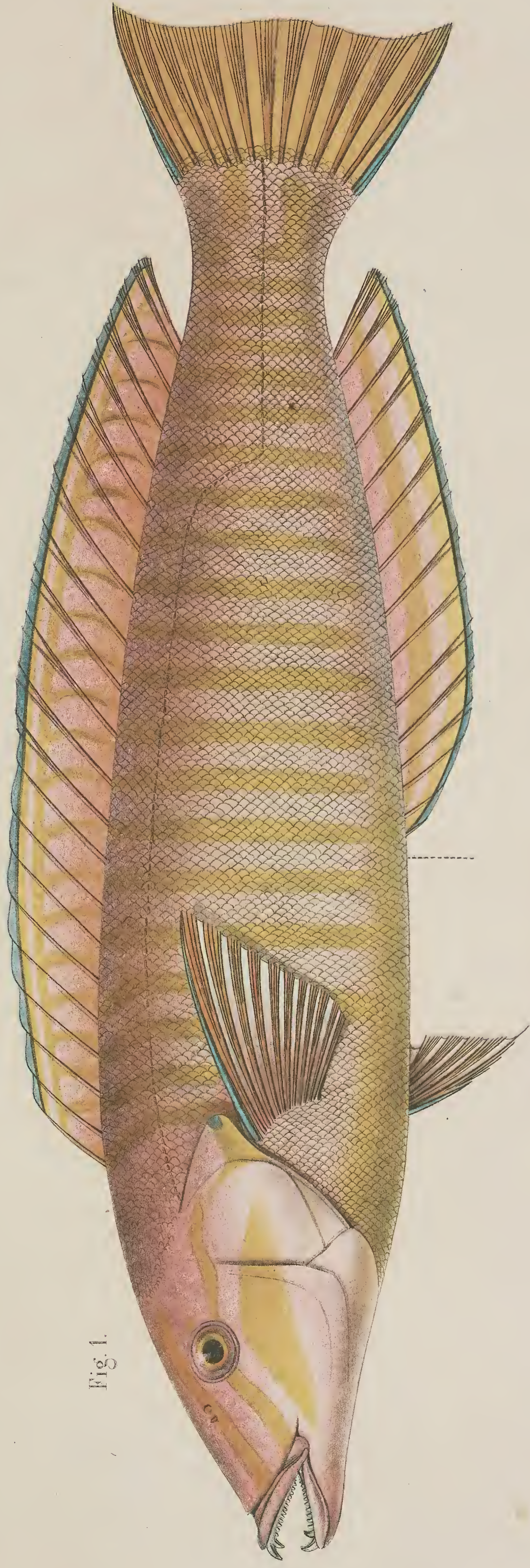


Fig. 1.

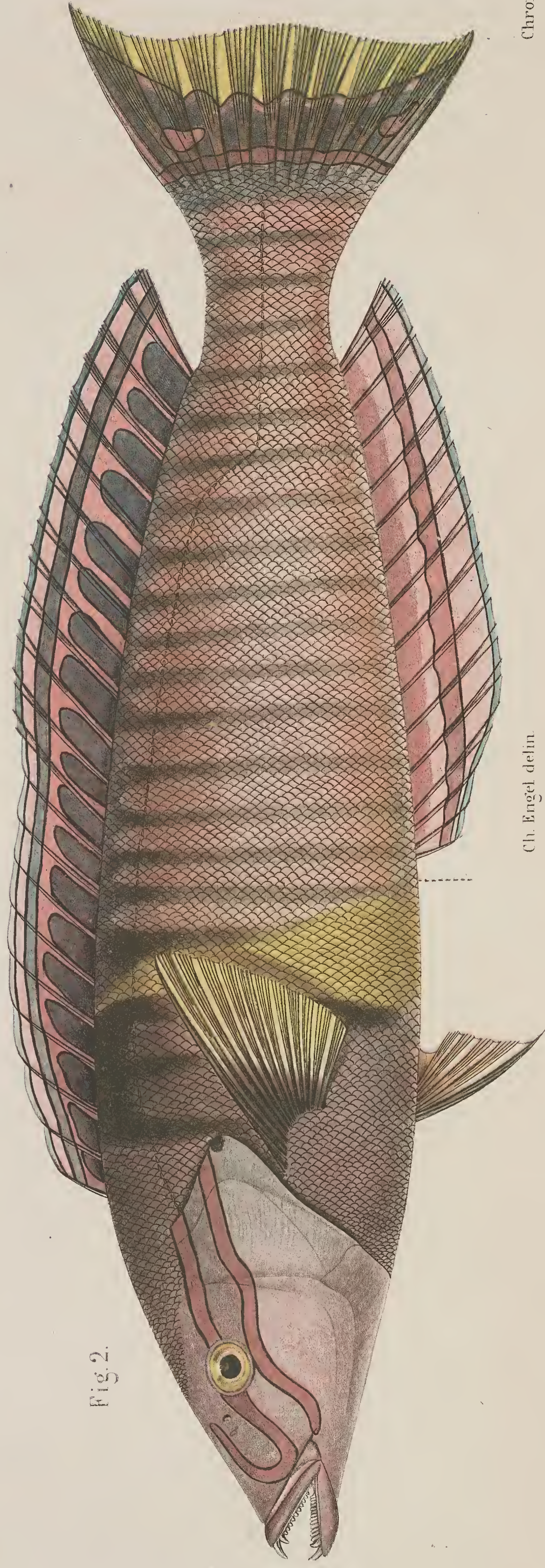





Fig. 2.

P. Bleeker del.

Ch. Engel delin.

Chromolith. de C.W. Meiling.

Fig. 1. Helogymnosus fasciatus Lac.



P. Bleeker del.

Ch. Engel et L. Spiegler delin.

Chromolith. de C. W. Miehing

Fig. 1. *Henicantoga notophthalmus* Blkr. Fig. 2. *Diproctacanthus xanthurus* Blkr. Fig. 3. *Gomphosus melanotus* Blkr.
 Fig. 4. *Gomphosus notostigma* Blkr. Fig. 5. *Gomphosus coeruleus* Lac. Fig. 6. *Gomphosus tricolor* Cuv. Fig. 7. *Xiphocheilus typus* Blkr.




Fig 1.




Fig 2.




Fig 3.



P. Bleeker del.

I. Speigler delin.

Chromolith. de C. W. Meising.

Fig. 1. Labrichthys cyanotaenia, Blkr. Fig. 2. Pseudodax moluccanus, Blkr. Fig. 3. Epibulus insidiator, Cuv.




Fig. 1.



Fig. 2.



Fig. 3.




Fig. 4.



Fig. 5.



Fig. 6.

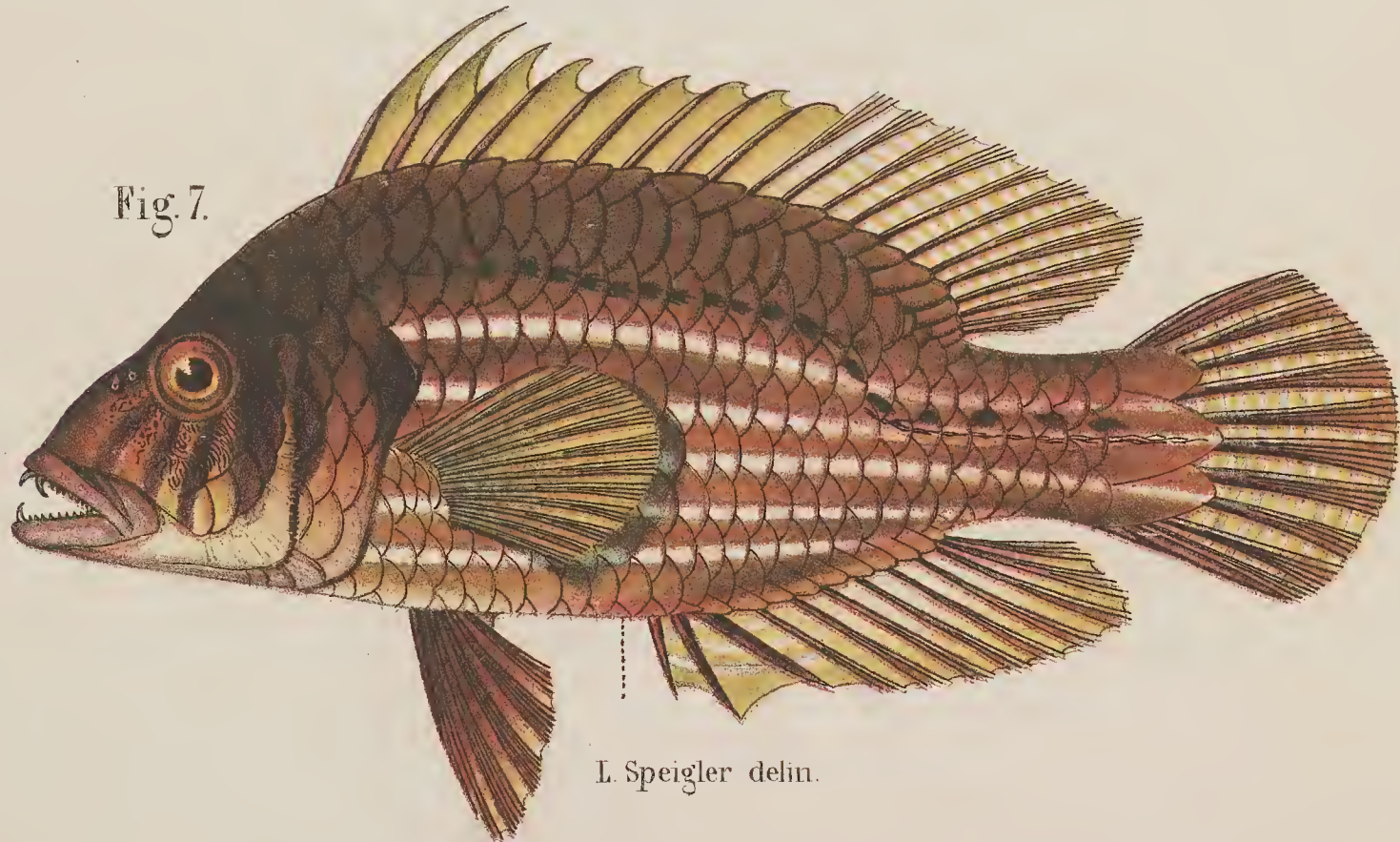


Fig. 7.

P. Bleeker del.

L. Speigler delin.

Chromolith. de C.W. Meising.

Fig. 1. Cirrhilabrus cyanopleura. Blkr. Fig. 2. Pseudochelinus hexataenia. Blkr. Fig. 3. Cirrhilabrus sclerensis. Blkr. Fig. 4. Duymaeria enneacanthus. Blkr. Fig. 5. Duymaeria nematopterus. Blkr. Fig. 6. Cheilinus laeugmans. Val. Fig. 7. Duymaeria ambocinensis. Blkr.

Fig. 1.




Fig. 2.





Fig. 3.



P. Bleeker delin.

Ch. Engel delin.

Chromolith. de C.W. Meiding.

Fig. 1. *Anampses meleagrides* Val. Fig. 2. *Anampses coeruleopunctatus* Rupp. Fig. 3. *Anampses pterophthalmus* Pfl.



Fig. 1.




Fig. 2.




Fig. 3.





Fig. 4.



P. Bleeker del.

Ch. Engel delin.

Chromolith. de C.W. Meiring.

Fig. 1. Anampses melanurus Blkr. Fig. 2. Anampses amboinensis Blkr. Fig. 3. Anampses geographicus Val. Fig. 4. Anampses Twistii Blkr.



Fig. 1.





Fig. 2.



Fig. 3.



P. Bleeker del.

Ch. Engel delin.

Chromolith. de C.W. Meiling.

Fig. 1. Cheilinus radiatus Cuv. Fig. 2. Cheilinus fasciatus Cuv. Fig. 3. Cheilinus undulatus Rüpp.


Fig. 1.



Fig. 2.



Fig. 3.



P. Bleeker del.

Ch. Engel delm.

Chromolith. de C.W. Meising.

Fig. 1. *Cheilinus Hoovenii* Blkr. Fig. 2. *Cheilinus trilobatus* Lac. Fig. 3. *Cheilinus chlorurus* Blkr.

Fig. 1.




Fig. 2.




Fig. 3.



Fig. 4.



Fig. 5.



P. Bleeker del.

L. Speigler delin.

Chromolith. de C. W. Michx.

Fig. 1. *Cheilinus notophthalmus* Blkr. Fig. 2. *Cheilinus oxiphynchus* Blkr. Fig. 3. *Cheilinus celebicus* Blkr.
Fig. 4. *Cheilinus ceramensis* Blkr. Fig. 5. *Cheilinus oxycephalus* Blkr.



Fig. 1.



Fig. 2.


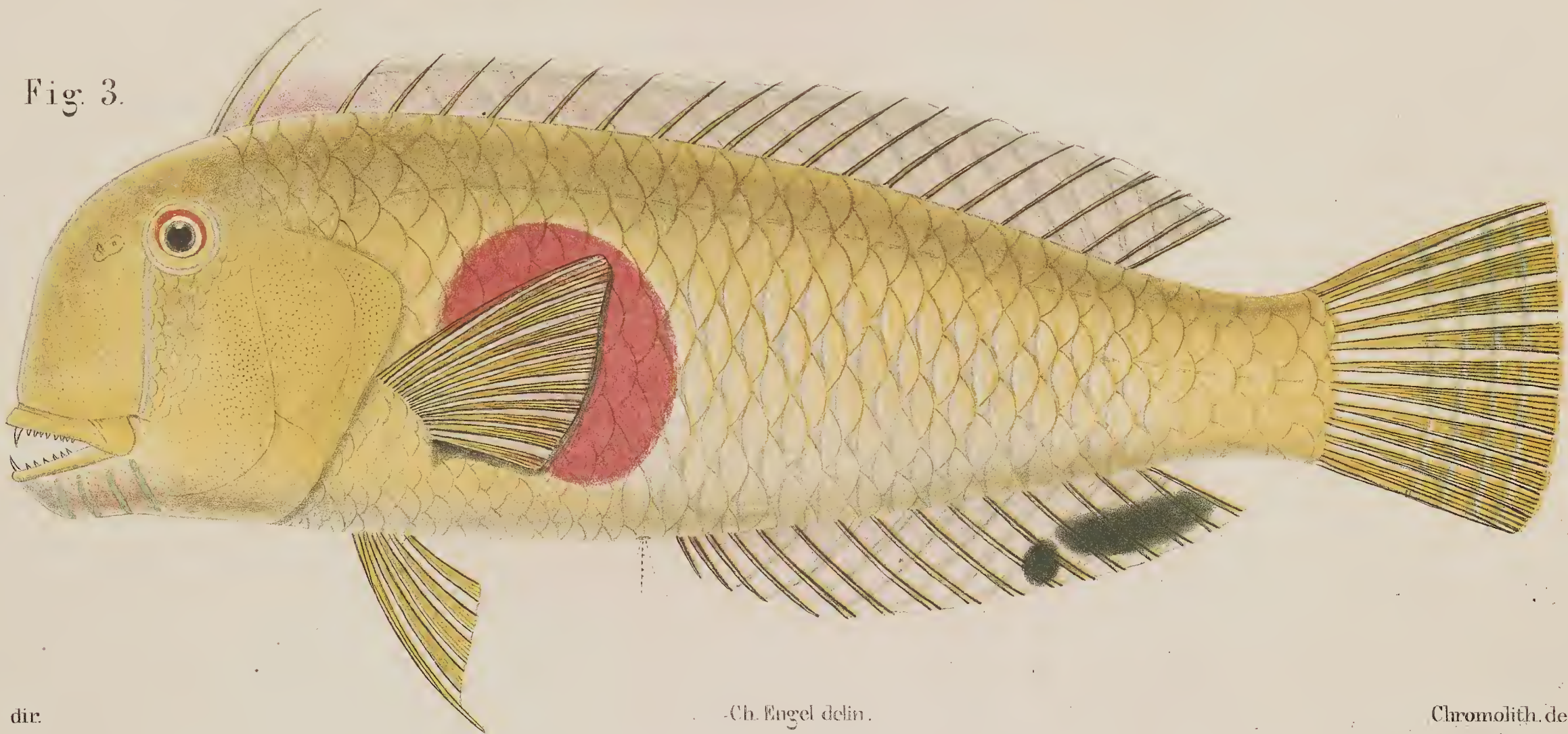


Fig. 3.



P. Bleeker dir.

Ch. Engel delin.

Chromolith. de C.W. Meising.

Fig. 1. Hemipteronotus Twistii, Blkr. Fig. 2. Xyrichtys parva, Val. Fig. 3. Hemipteronotus melanopus, Blkr.

Fig. 1.




Fig. 2.

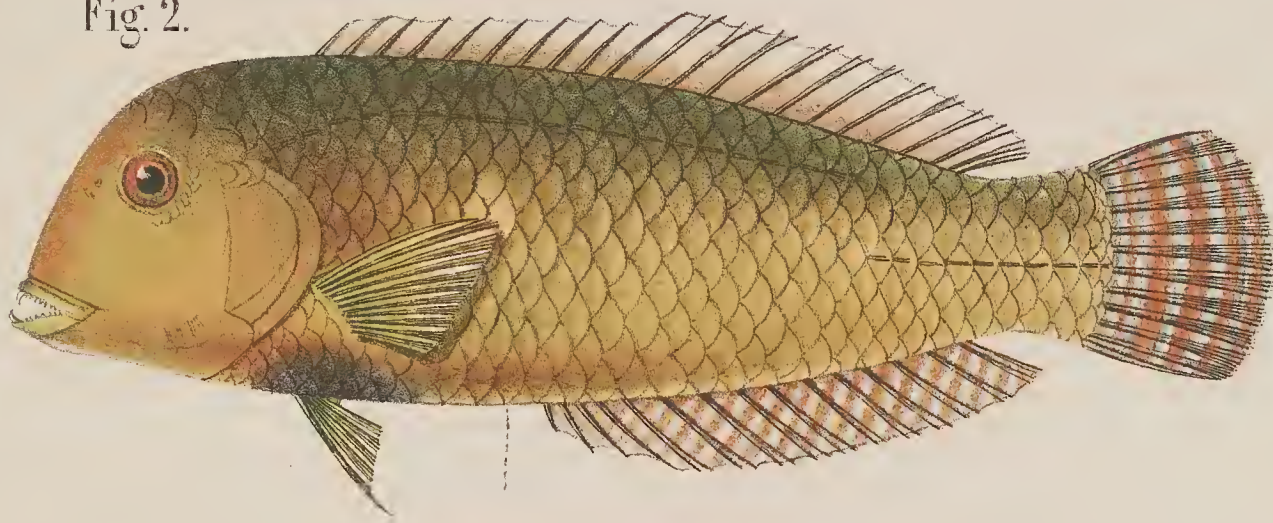


Fig. 3.



Fig. 4.





Fig. 5.



P. Bleeker del.

Ch. Engel et L. Speigler delin.

Chromolith de C.W. Meising.

Fig. 1. *Nyrichthys tetrazona* Blkr. Fig. 2. *Novacula javanica* Blkr. Fig. 3. *Hemipteronotus spilnotus* Blkr.
Fig. 4. *Hemipteronotus pentadactylus* Blkr. Fig. 5. *Hemipteronotus celebicus* Blkr.

Fig. 1



Fig. 2

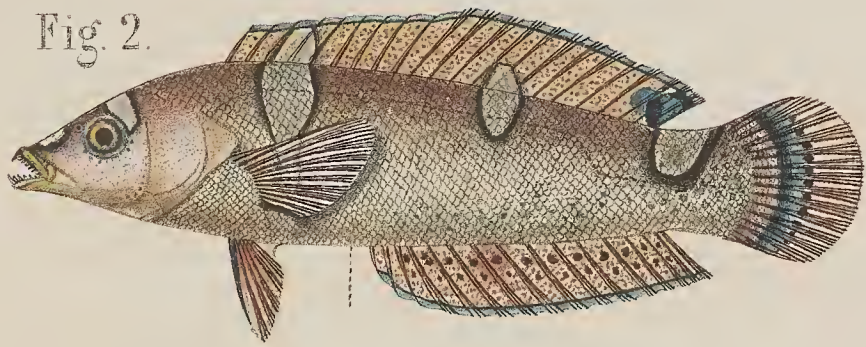


Fig. 3

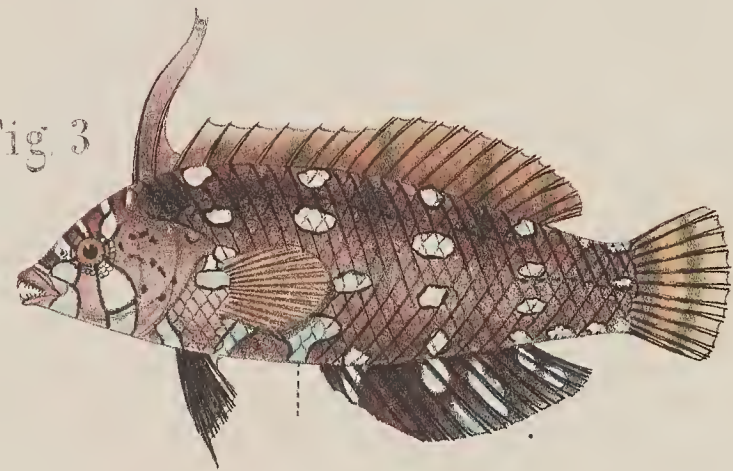


Fig. 4.

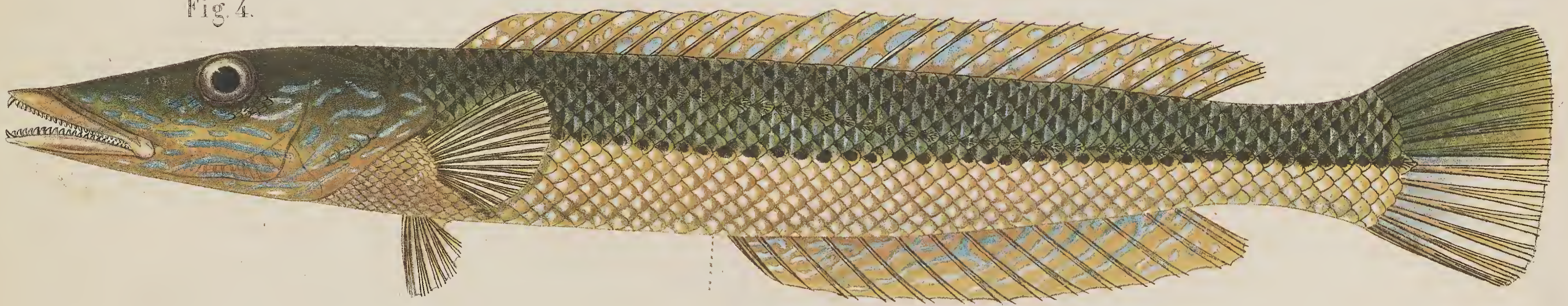


Fig. 5.


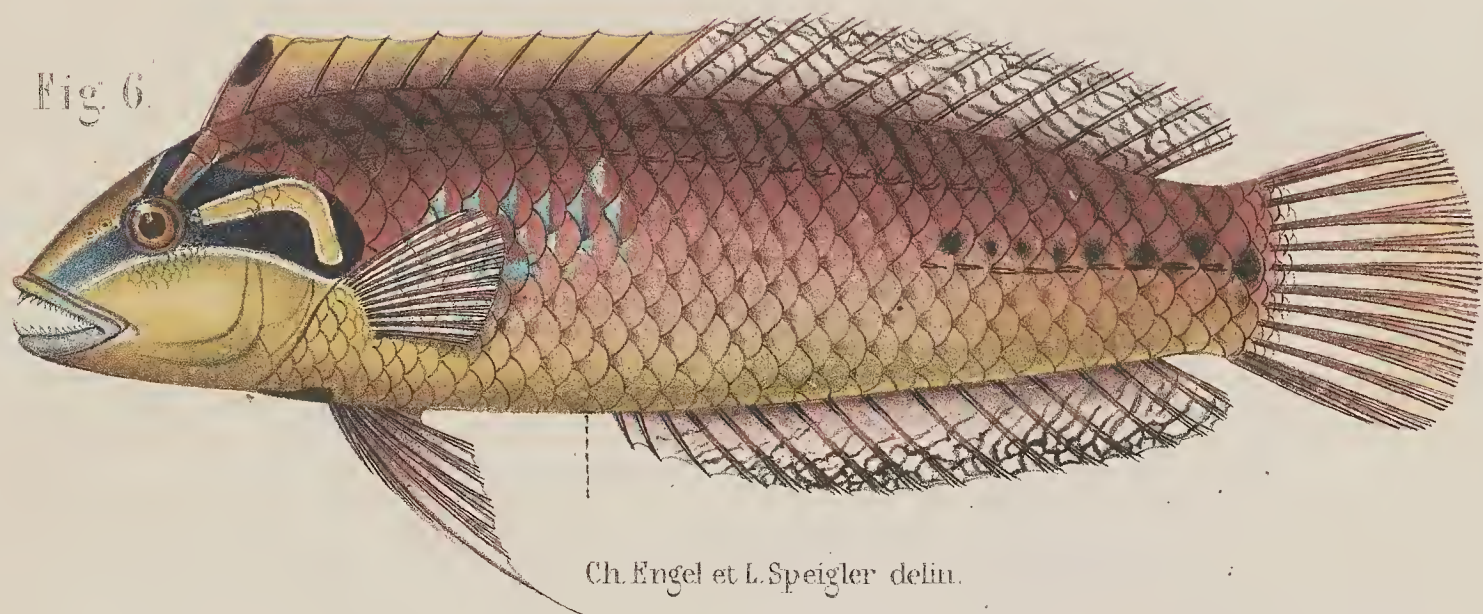


Fig. 6.



Bleeker del.

Ch. Engel et L. Speigler delin.

Chromolith de C.W. Meiling

Fig. 1. *Cymolutes praetextatus* Günth. Fig. 2. *Coris Greenoughi* Günth. Fig. 3. *Novaculichthys kallosoma* Blkr.
Fig. 4. *Cheilio inermis* Richds. Fig. 5. *Novaculichthys taeniurus* Blkr. Fig. 6. *Novaculichthys macrolepidotus* Blkr.



Fig. 1

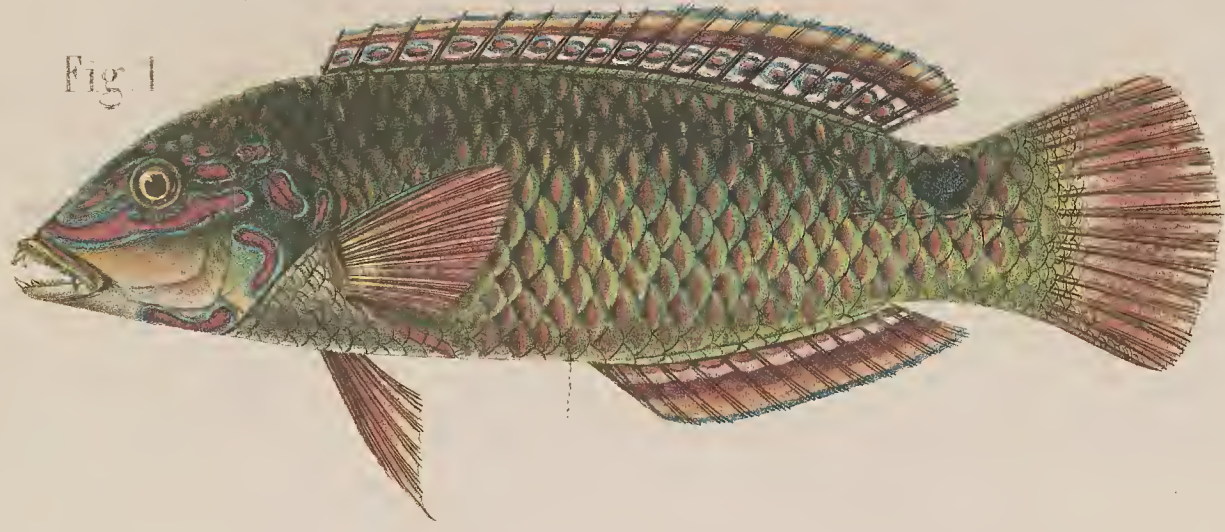


Fig. 2





Fig. 3



Fig. 4



E. Bleeker del.

L. Spiegler delin.

Chromolith. de C. W. Meising.

Fig. 1. *Güntheria trimaculata* Blkr. Fig. 2. *Güntheria coerulescivittata* Blkr. Fig. 3. *Hemitautoga centiquadrata* Blkr.
Fig. 4. *Halichoeres podestigma* Blkr.

Fig. 1.



Fig. 2.

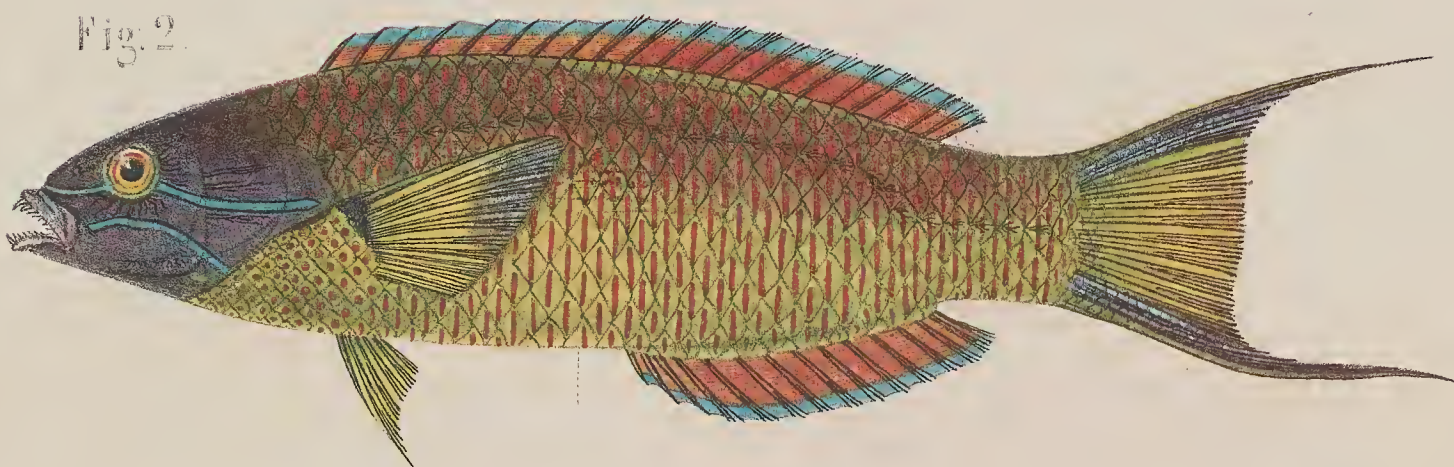


Fig. 3.



Fig. 4.

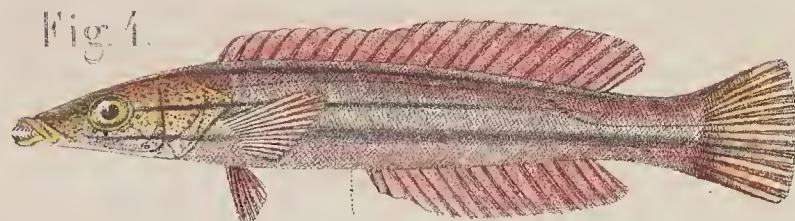


Fig. 5.

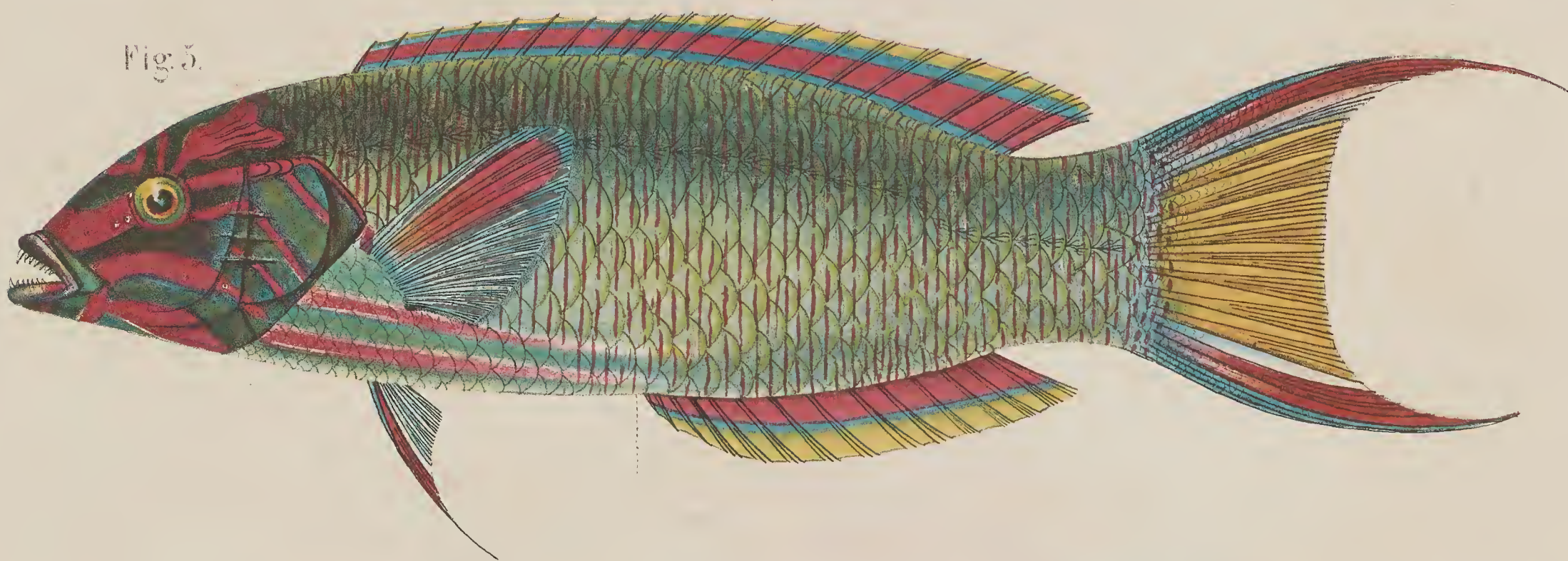


Fig. 6.



Fig. 7.



Fig. 8.



P. Bleeker del.

L. Speigler et Ch. Engel delin.

Chromolith. de CW. Meiling.

Fig. 1. *Tulis cupido* Sidl. Fig. 2. *Tulis melanochir* Blkr. Fig. 3. *Pseudotulis Girardi* Blkr. Fig. 4. *Hologymniscus oxyrhynchus* Blkr.
Fig. 5. *Tulis lunaris* Val. Fig. 6. *Tulis amblycephalus* Blkr. Fig. 7. *Tulis Schwanzfeldi* Blkr. Fig. 8. *Cheilinus coarctatus* Rüpp.



Fig 1.

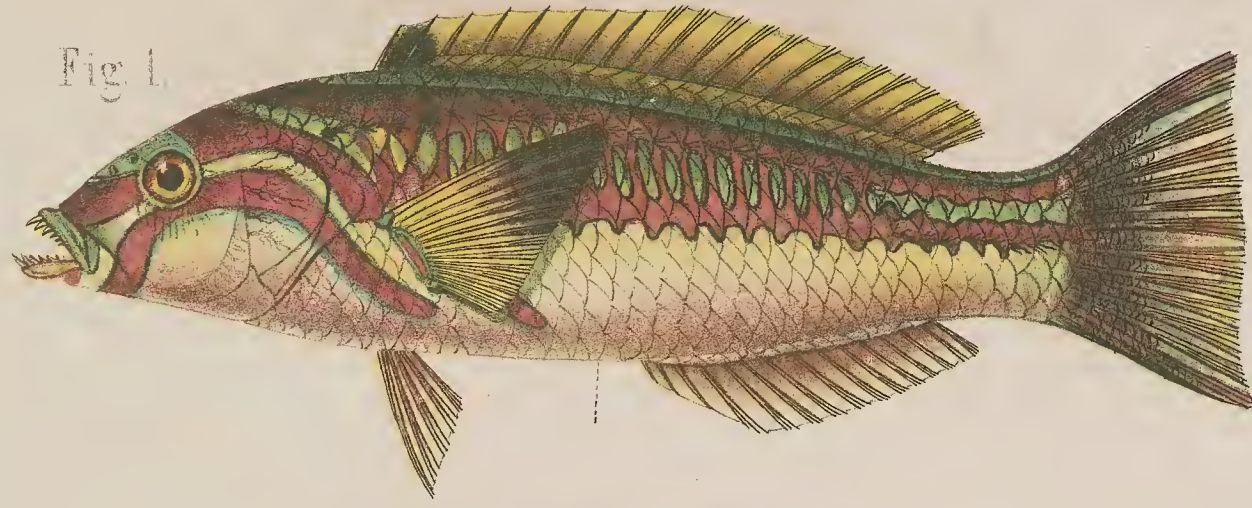


Fig 2.




Fig 3.

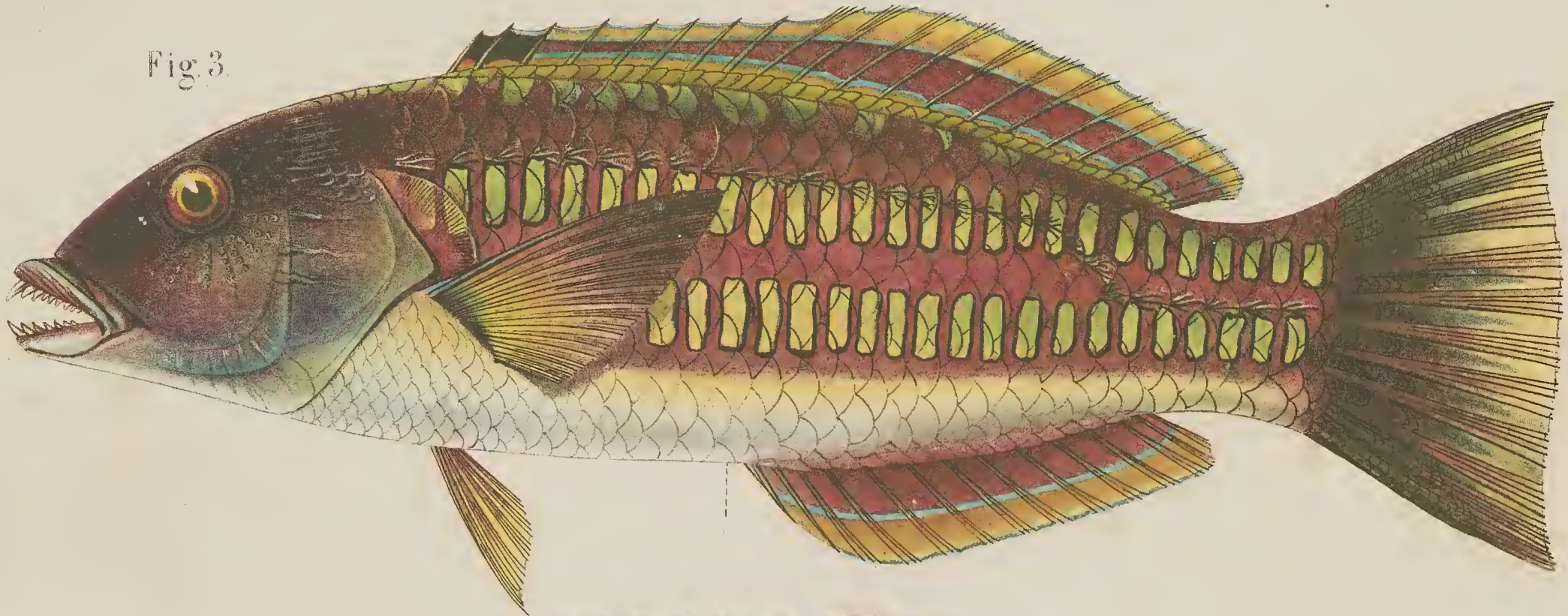


Fig 4.


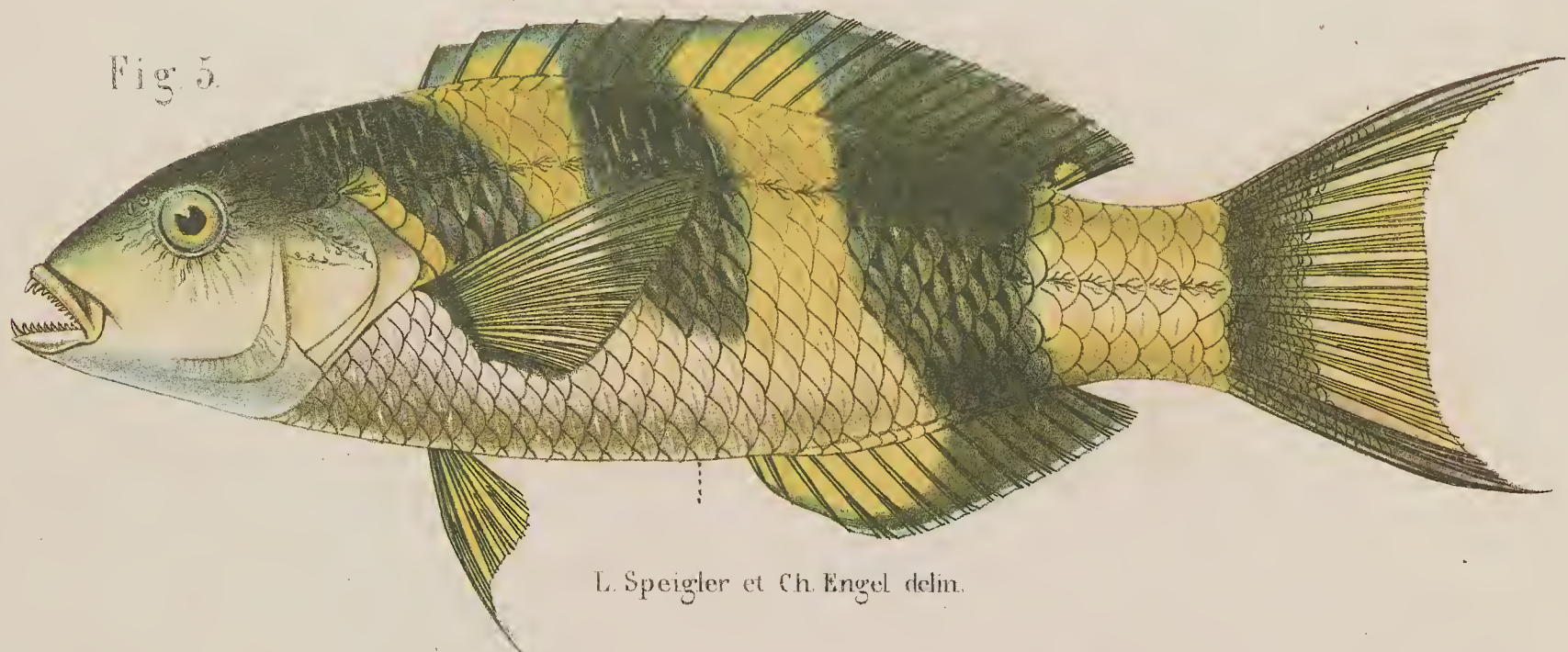


Fig 5.



P. Bleeker dir.

L. Speigler et Ch. Engel delin.

Chromolith de C.W. Meising

Fig 1. *Julis Güntheri* Blkr. Fig 2. *Julis umbrostigma* Rüpp. Fig 3. *Julis quadricolor* Lesf.
Fig 4. *Julis dorsalis* C. G. Fig 5. *Julis Janseni* Blkr.

Fig. 1.



Fig. 2.



Fig. 3.




Fig. 4.

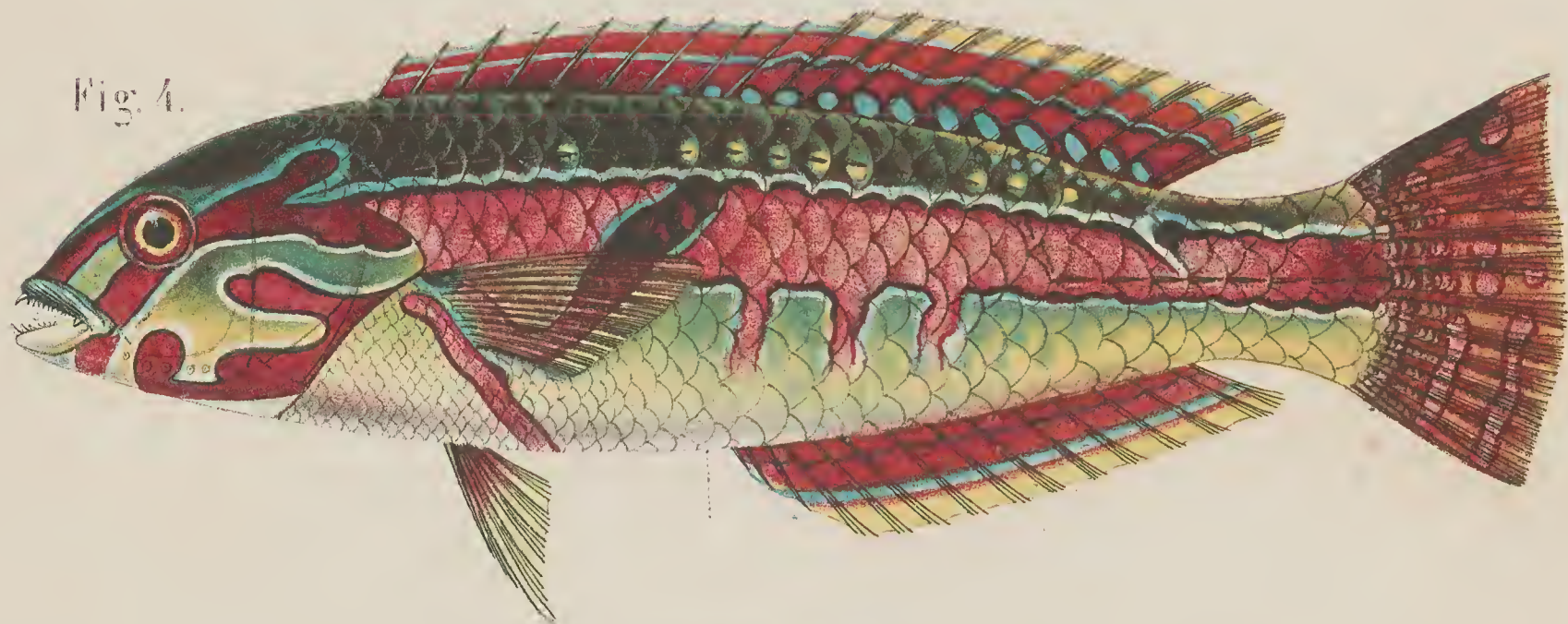



Fig. 5.



P. Bleeker del.

L. Speigler et Ch. Engel delin.

Chromolith. de C.W. Meising.

Fig. 1. *Halichoeres guttatus*. Blkr. Fig. 2. *Halichoeres modestus*. Blkr. Fig. 3. *Halichoeres chloropterus*. Blkr.
Fig. 4. *Halichoeres Hartzfeldti*. Blkr. Fig. 5. *Halichoeres pardaleocephalus*. Blkr.

Fig. 1.

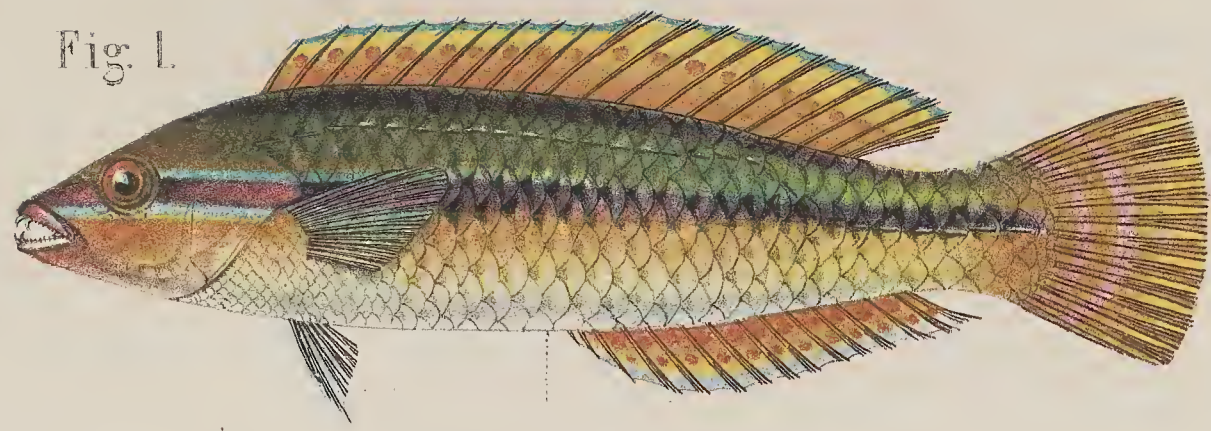


Fig. 2.




Fig. 3.

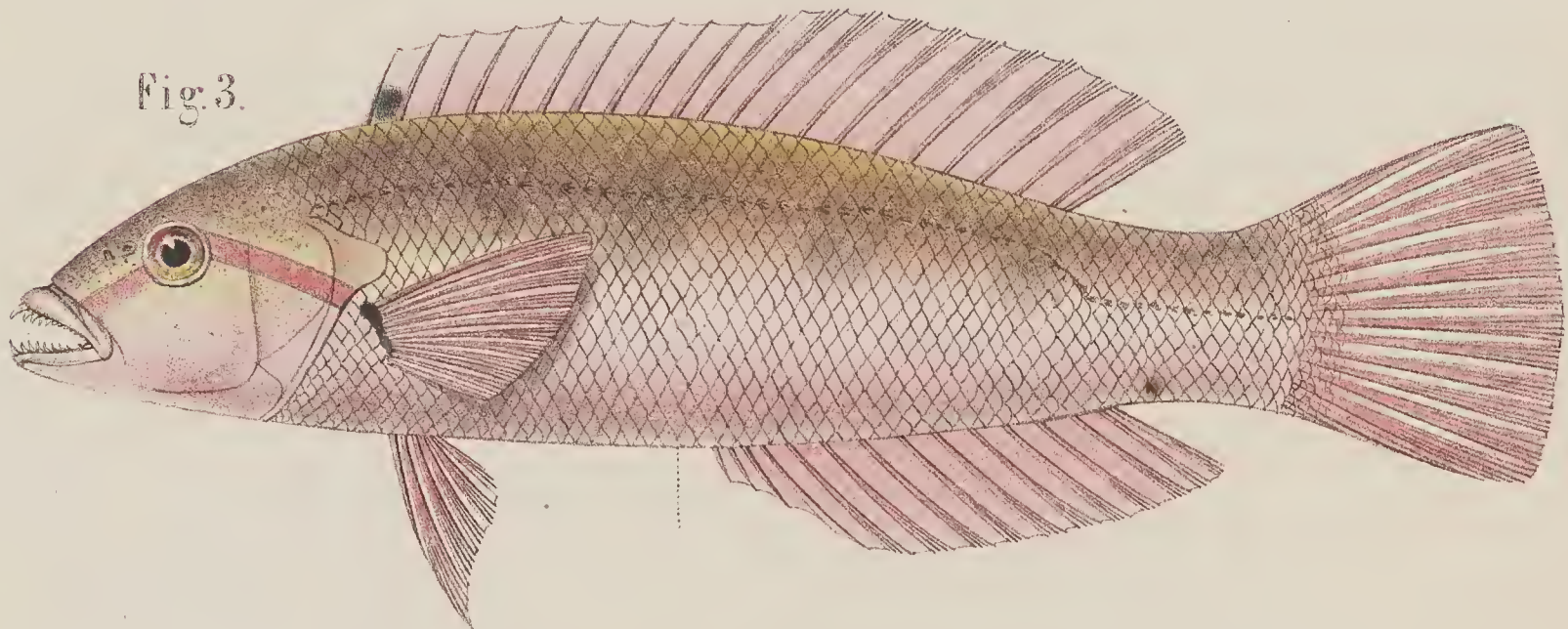


Fig. 4.


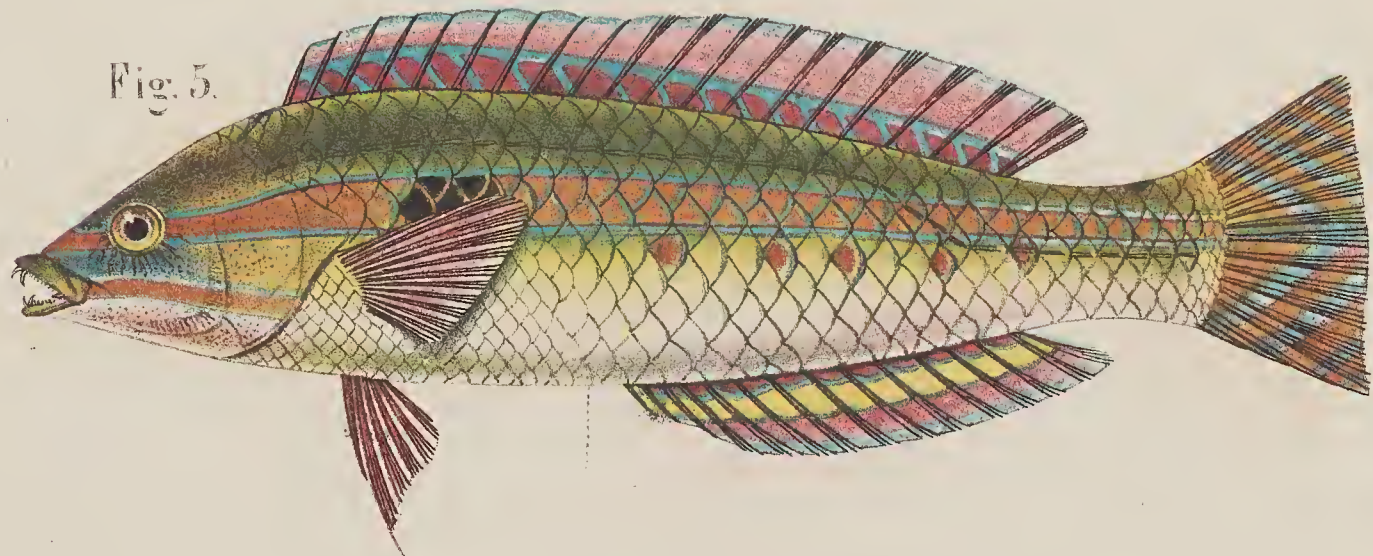


Fig. 5.



P. Bleeker del.

Ch. Engel et L. Speigler delin.

Chromolith. de C. W. Meising.

Fig. 1. *Leptojulis pyrrogrammatoides* Blkr. Fig. 2. *Hemicoris caudimaculata* Blkr. Fig. 3. *Hemicoris latuensis* Blkr.
Fig. 4. *Hemicoris variegata* Blkr. Fig. 5. *Leptojulis cyanopleura* Blkr.



Fig. 1.



Fig. 2.



Fig. 3.



Fig. 4.


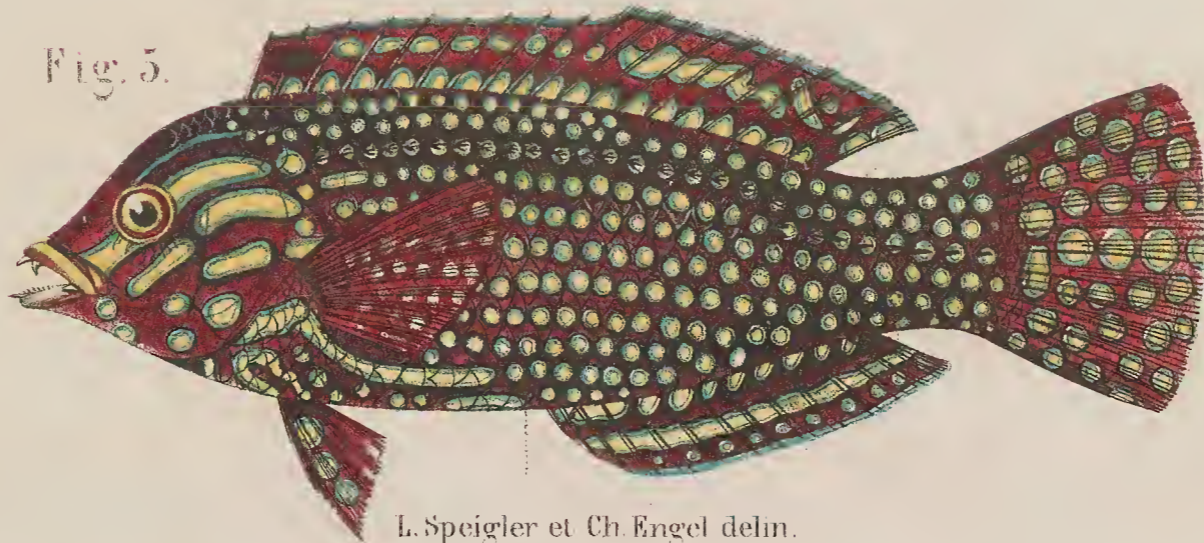


Fig. 5.



E. Bleeker del.

L. Speigler et Ch. Engel delin.

Chromolith de C.W. Meiling.

*Fig. 1. Halichoeres Reichi Blkr. Fig. 2. Halichoeres prosopion Blkr. Fig. 3. Halichoeres ambocinensis Blkr.
Fig. 4. Halichoeres nigrescens Blkr. Fig. 5. Macropharyngodon Geoffroyi Blkr.*



Fig. 1.




Fig. 2.





Fig. 3.



Fig. 4.



P. Bleeker del.

L. Speigler delin.

Chromolith. de C.W. Meising.

Fig. 1. Cossypnus diana Val. *Fig. 2. Cossypnus anthoides* Günth. *Fig. 3. Cossypnus bilunulatus* Val. *Fig. 4. Cossypnus mesothorax* Val.




Fig. 1.



Fig. 2.



Fig. 3.



Fig. 4.

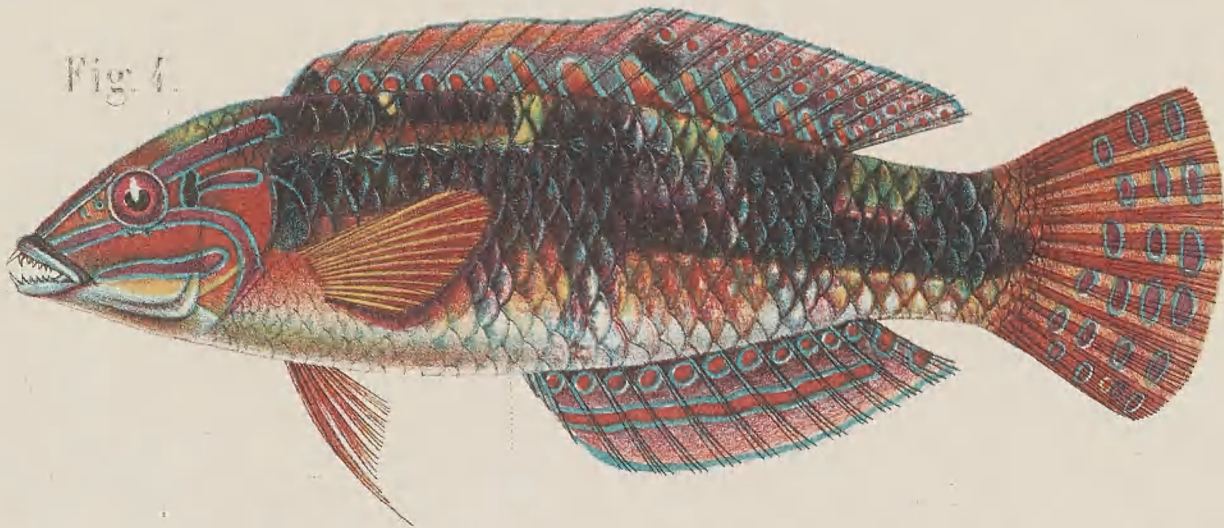



Fig. 5.



P. Bleeker del.

Ch. Engel et L. Speigler delin.

Chromolith de C.W. Meiling.

Fig. 1. *Halichoeres kneri* Blkr. Fig. 2. *Halichoeres nyrtli* Blkr. Fig. 3. *Halichoeres schwarzi* Blkr.
Fig. 4. *Halichoeres pectila* Blkr. Fig. 5. *Halichoeres bicolor* Blkr.

Fig. 1.



Fig. 2.




Fig. 3.

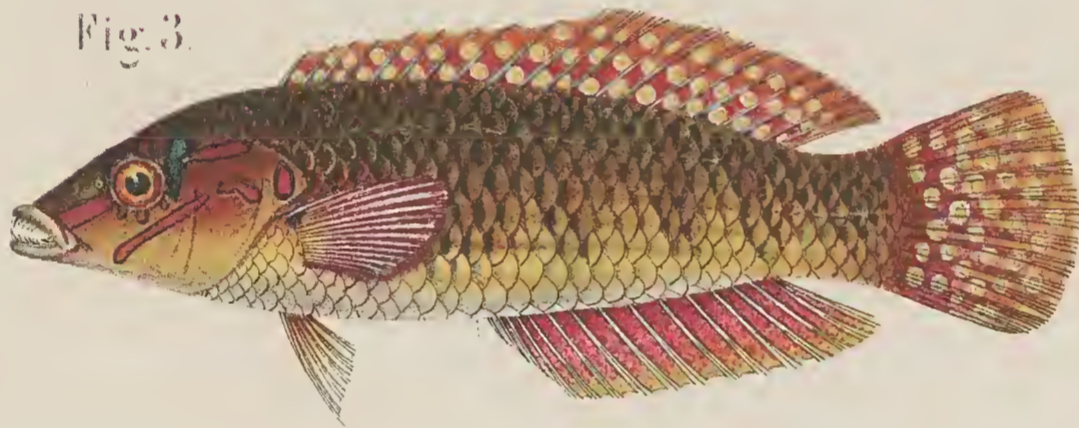


Fig. 4.



Fig. 5.



Fig. 1. *Halichoeres timorensis*. Blkr. Fig. 2. *Halichoeres sclerensis*. Blkr. Fig. 3. *Halichoeres javanicus*. Blkr.
Fig. 4. *Halichoeres binotopsis*. Blkr. Fig. 5. *Halichoeres pseudominiatus*. Blkr.



Fig. 1.



Fig. 2.



Fig. 3.




Fig. 4.



Fig. 5.



P. Bleeker dir.

L. Speigler et Ch. Engel delin.

Chromolith. de C.W. Meising.

*Fig. 1. 2. Platyglisfus notopsis Blkr. Fig. 3. Platyglisfus marginatus Blkr. Fig. 4. Halichoeres kawarin Blkr.
Fig. 5. Halichoeres miniatus Blkr.*

Fig. 1.




Fig. 2.



Fig. 3.

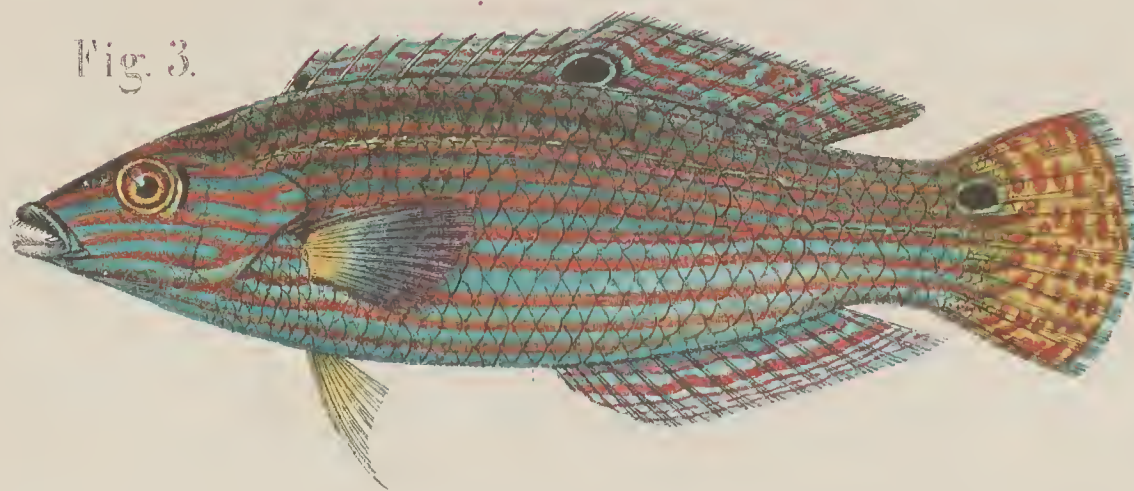


Fig. 4.



Fig. 5.



P. Bleeker del.

L. Speigler et Ch. Engel delin.

Chromolith. de C. W. Meising.

*Fig. 1. Choerops leucorona Blkr. Fig. 2. Matyglosus Woliki Blkr. Fig. 3. Matyglosus Hoovenii Blkr.
Fig. 4. Matyglosus kallochroma Blkr. Fig. 5. Halichoeres leparensis Blkr.*

Fig. 1.



Fig. 2.




Fig. 3.




Fig. 4.





Fig. 5.



P. Bleeker del.

L. Spiegler delin.

Chromolith. de C.W. Meising

Fig. 1. *Sethojulis strigiventer* Günth. Fig. 2. *Sethojulis Renardi* Blkr. Fig. 3. *Sethojulis trilineata* Günth.
Fig. 4. *Sethojulis kallsoma* Blkr. Fig. 5. *Sethojulis phaeodopleura* Blkr.



Fig. 1.




Fig. 2.



Fig. 3.




Fig. 4.





Fig. 5.



Fig. 6.



P. Bleeker del.

Ch. Engel et L. Speigler delin.

Chromolith. de C.W. Meising

Fig. 1. Labroides laterittatus Blkr. Fig. 2. Labroides paradiscus Blkr. Fig. 3. Nemigymnus leucoceros Günth. Fig. 4. Slethejulis interrupta Günth. Fig. 5. Slethejulis alborittata Günth. Fig. 6. Slethejulis axillaris Blkr.



Fig. 1.

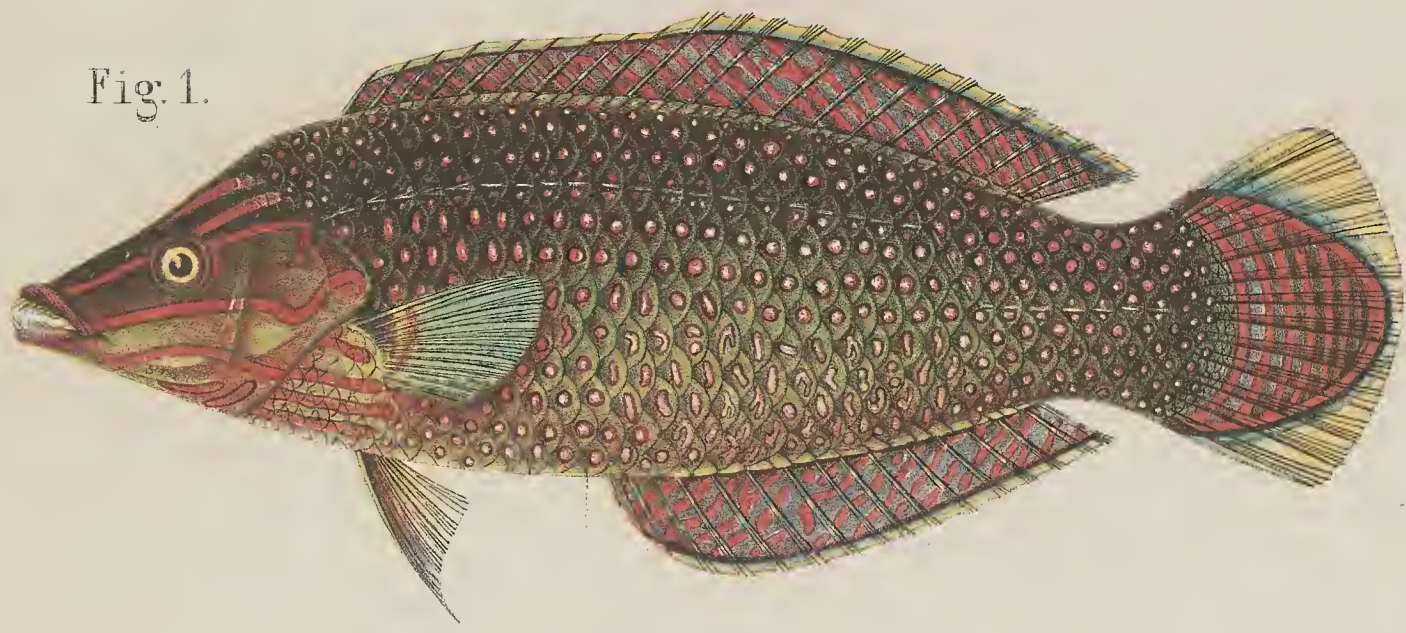



Fig. 2.



Fig. 3.



P. Bleeker del.

L. Speigler delin.

Chromolith. de C. W. Meising.

Fig. 1. Natyglisus purpureus. Blkr. Fig. 2, 3. Hemigymnus melapterus. Günth.

Fig. 1.

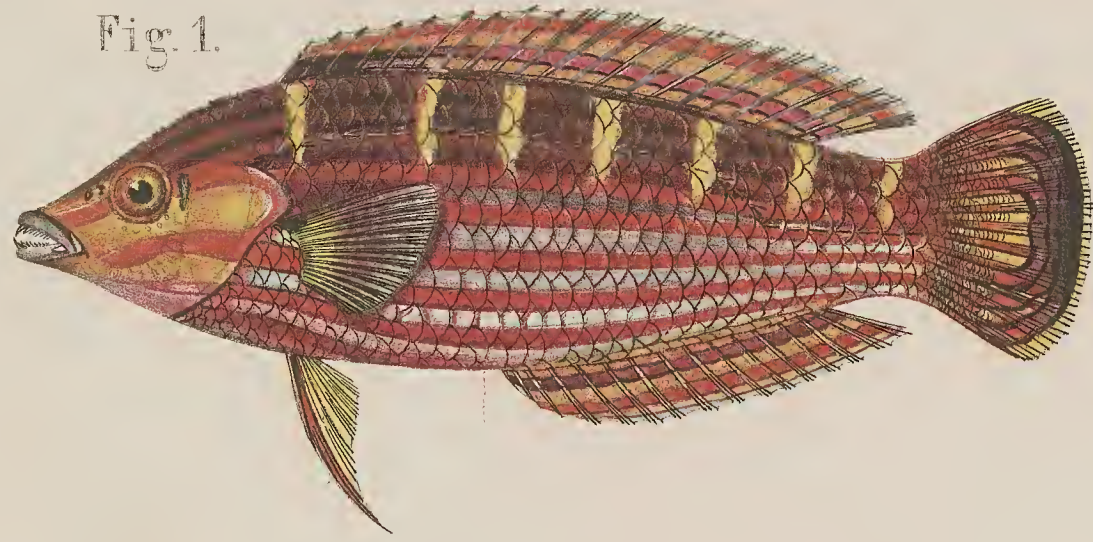


Fig. 2.





Fig. 3.



P. Bleeker dir.

L. Speigler delin.


Chromolith. de C.W. Meiling

Fig. 1. Platyglossus melanurus Blkr. Fig. 2. Hemigymnus fasciatus Gmelh. Fig. 3. Choerops Schoenleini Blkr.

Fig. 1.



Fig. 2.



P. Bleeker del.

L. Speigler delin.

Chromolith. de C.W. Meising.

Fig. 1. Cheerops macrodon Blkr. Fig. 2. Cheerops oligacanthus Blkr.



Fig. 1. *Hemitauroga constricta* Blkr.

Fig. 2. *Hemigymnus melapterus* Günth.

Fig. 3. *Hologymnus fasciatus* Lac.

Fig. 4. *Pseudocoris heteropterus* Blkr.

3



Fig. 5. *Gomphosus aculeatus* Lac.

3

Fig. 6. *Hemicoris batiensis* Blkr.

3

Fig. 7. *Xyrichthys pavo* Val.

Fig. 8. *Tulis umbrostigma* Phipps.

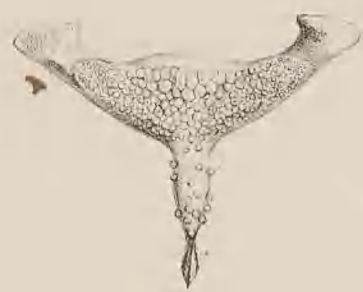


Fig. 9. *Xyrichthys pavo* Val.

4

Fig. 10. *Xyrichthys pavo* Val.

Fig. 11. *Xyrichthys pavo* Val.

Fig. 12. *Tulis lunaris* Val.



Fig. 13. *Macropharyngodon Geoffroyi* Blkr.

3

Fig. 14. *Halichoeres podostigma* Blkr.

4

Fig. 15. *Cymolutes praetextatus* Günth.

3

Fig. 16. *Platyglus marginatus* Blkr.

2



Fig. 17. *Pseudojulis Girardi* Blkr.

2

Fig. 18. *Pseudolabrus rubiginosus* Blkr.

Fig. 19. *Stethojulis trilineata* Günth.

3

Fig. 20. *Leptojulis cyanopleura* Blkr.

4



Fig. 21. *Leptojulis cyanopleura* Blkr.

3

Fig. 22. *Hemipteronotus melanopus* Blkr.

Fig. 23. *Güntheria aculeovittata* Blkr.

Fig. 24. *Crenilabrus pavo* Lac.





P. Bleeker del.

L. Speigler delin.

Chromolith. de C.W. Meiring

Pseudorasbora daniconius Blkr.

502
 1877
 1564
 623.9
 502





P. Bleeker del.

L. Spiegler delin.

Chromolith. de C. W. Meising.

Silurus pinnatus Blk.

Fig. 1.

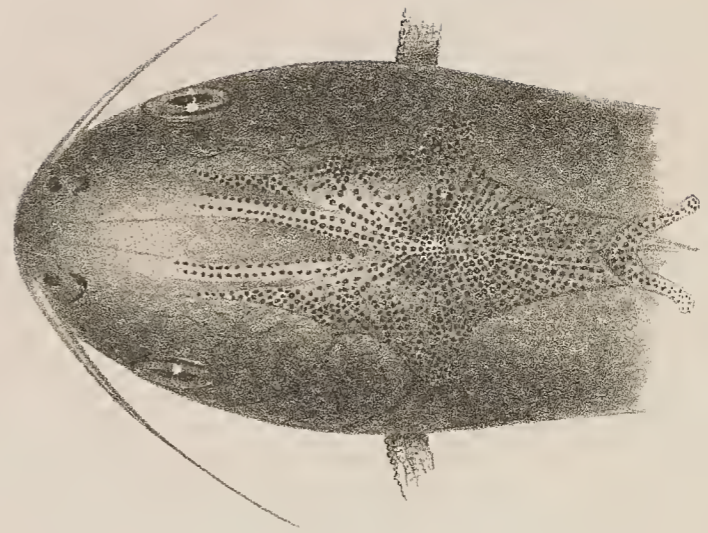
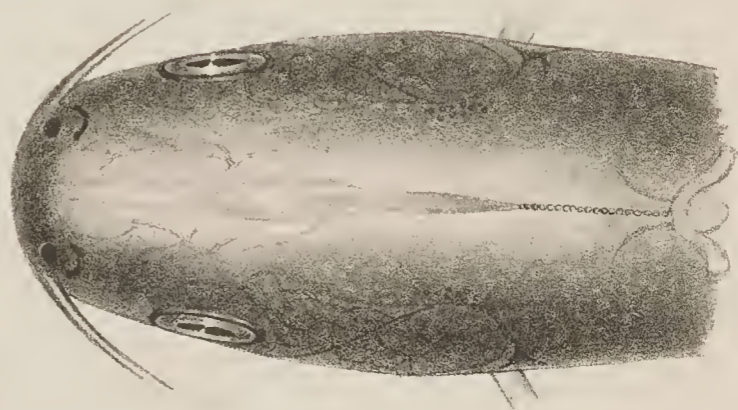


Fig. 2.


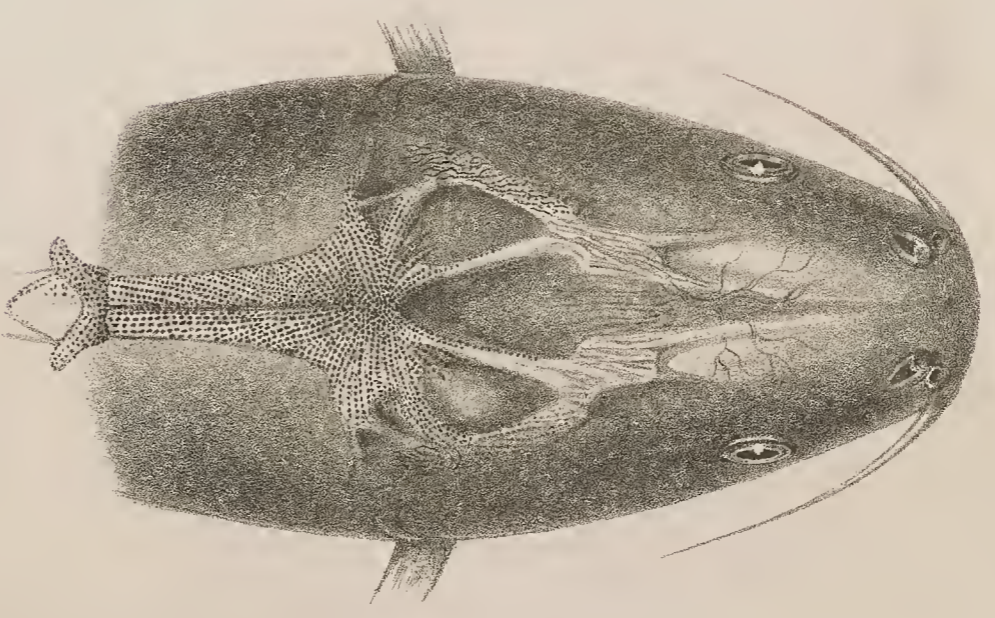


P. Bleeker del.

L. Speigler delin.

Chromolith. de C.W. Meising.

Fig. 1. *Pseudarius microcephalus*. Blkr. Fig. 2. *Arius utik*. Blkr.



P. Bleeker delin.

L. Speyer delin.

Chromolith. de C. W. Meeling.

Cephalobraspis melanocher Blek.



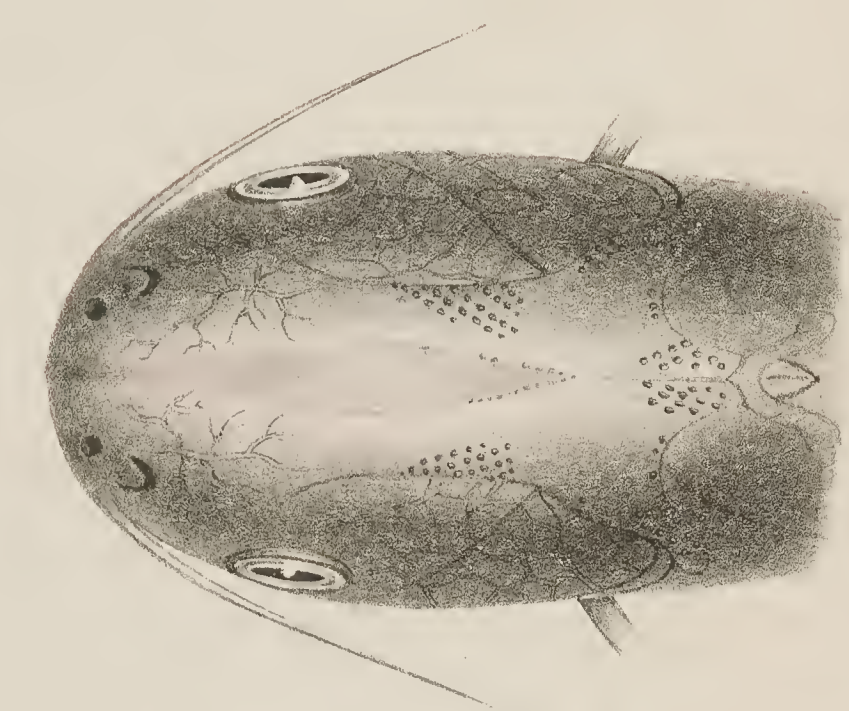

P. Bleeker. delin.



L. Speigler delin.

Chromolith. de C.W. Meising

Silurus asotus Val.

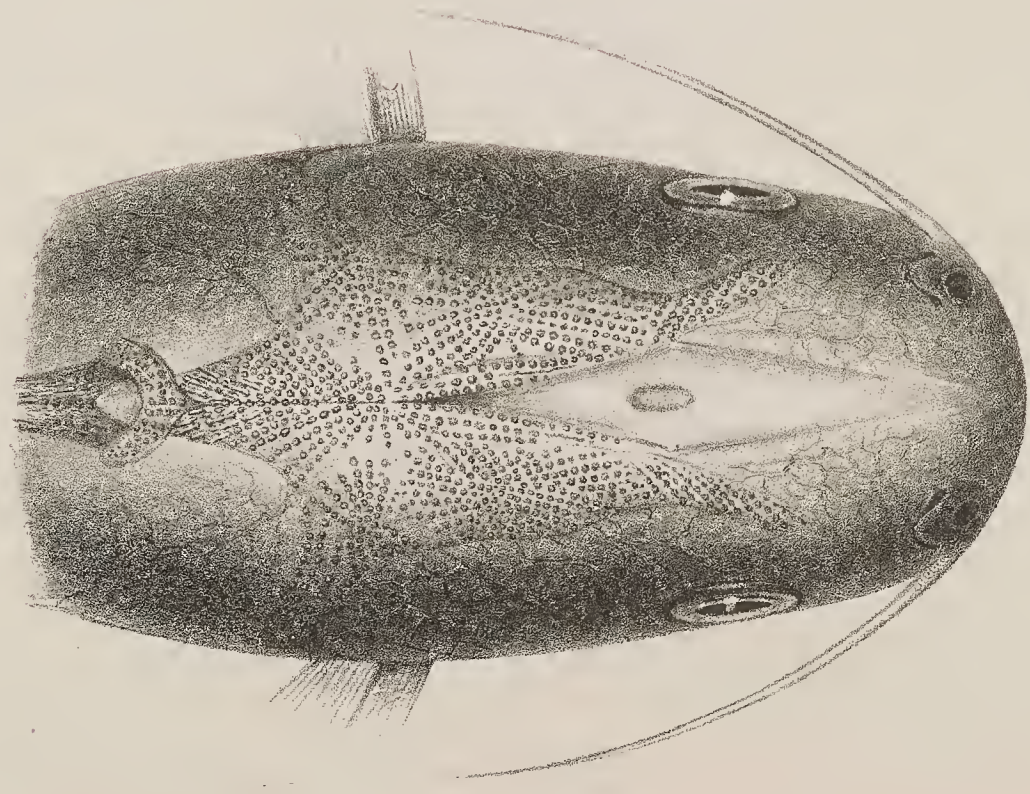


P. Bleeker del.


L. Spiegler delin.

Chromolith. de C.W. Meiling.

Fig. 1. Arius venosus Val. Fig. 2. Arius leptenotucanthus Blk.



P. Bleeker del.



L. Spengler delin.

Chromolith. de C.W. Meising.

Silurus macroneuracanthus Blk.






P. Bleeker delin.

L. Speigler delin.

Chromolith. de C.W. Meising.

Silurus truncatus Val.



P. Bleeker del.

L. Sprenger delin.

Silurus asotus Blkr.

Chromolith. de C. W. Miebing






P. Bleeker del.

L. Spengler delin.

Chromolith. de C.W. Meising.

Silurus macrocephalus Blk.



P. Bleeker del.

L. Spengler delin.

Chromolith. de C.W. Meising.

Silurus argyrolepis Blek.




P. Bleeker del.

L. Speigler delin.

Chromolith. de C.W. Meising

Fig. 1. *Ariodes goniaspis* Blkr. Fig. 2. *Ariodes leuccephalus* Blkr. Fig. 3. *Ariodes polystaphyloceri* Blkr.




P. Bleeker del.

L. Speigler delin.

Chromolith. de C. W. Meising.

Astana nasuta Blkr





P. Bleeker del.



L. Spengel delin.

Chromolith. de C. W. Meising.

Hexanemalichthys sandaricus Blk.






P. Bleeker delin.

L. Spengler delin.

Chromolith. de C.W. Meising.

Stegoniscus Valenciennesii Blkr.



P. Bleeker del.

L. Speigler delin.

Chronolith. de C. W. Meising.

Osteogobius macrocephalus Blkr



Fig. 1.



Fig. 2.



P. Bleeker del.

L. Speigler delin.

Chromolith. de C.W. Meiling.

Fig. 1. *Petrachocephalus micropogon* Blkr. Fig. 2. *Hexanematichthys leptaspis* Blkr.

Fig. 1.

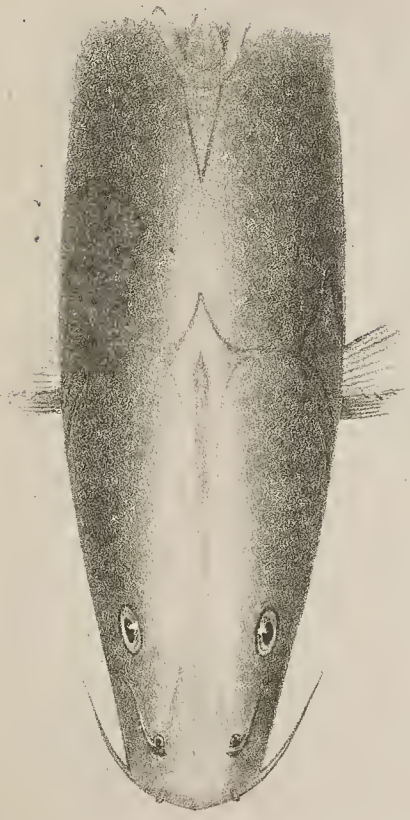


Fig. 2.



Fig. 3.



P. Bleeker del.

L. Speigler delin.

Chromolith. de C.W. Meising.

Fig. 1. *Leiocassis micropogon* Blkr. Fig. 2. *Leiocassis poecilopterus* Blkr. Fig. 3. *Bagroides melanopterus* Blkr.



Fig. 3.




Fig. 1.






Fig. 2.



P. Bleeker del.

L. Speigler delin.

Chromolith. de C.W. Meiling

Fig. 1. *Pseudobagrichthys macracanthus* Blkr. Fig. 2. *Pseudobagrichthys macropterus* Blkr. Fig. 3. *Leiocassis stenomus* Blkr.





P. Brecher del.

L. Speigler delin.

Bagrichthys hypolepterus Bix.

Chromolith. de C.W. Meising.




P. Bleeker del.

L. Spengler delin.

Chromolith. de C.W. Miching

Hemibagrus nemurus Blkr




P. Bleeker del.

L. Spegler delin.

Chromolith. de C.W. Meising.

Hemibagrus Heronii Blek.



P. Bleeker del.

L. Speigler delin.

Chromolith. de C. W. Meising.

Hemibagrus planiceps Blk.




P. Bleeker del.

L. Sprenger del.

Hemibarbus hypostictus

Chromolith. de C.W. Meising.



J. Bleeker del.

L. Spiegler delin.

Chromolith. de C.W. Meising.

Hypoclinemus macronema Blinn.



Fig. 1




Fig. 2



Fig. 3



P. Bleeker del.

L. Speigler delin.

Chromolith. de C.W. Meiling

Fig. 1. *Hypselobagrus Wolffe* Blkr. Fig. 2. *Aspidobagrus gulosus* Blkr. Fig. 3. *Hypselobagrus micracanthus* Blkr.



Fig. 1.




Fig. 2.

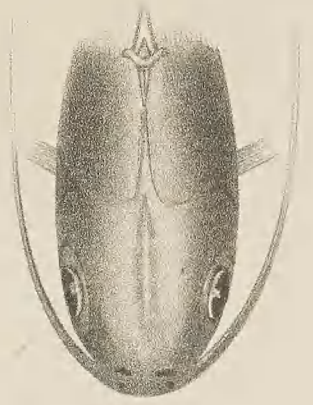



Fig. 3.



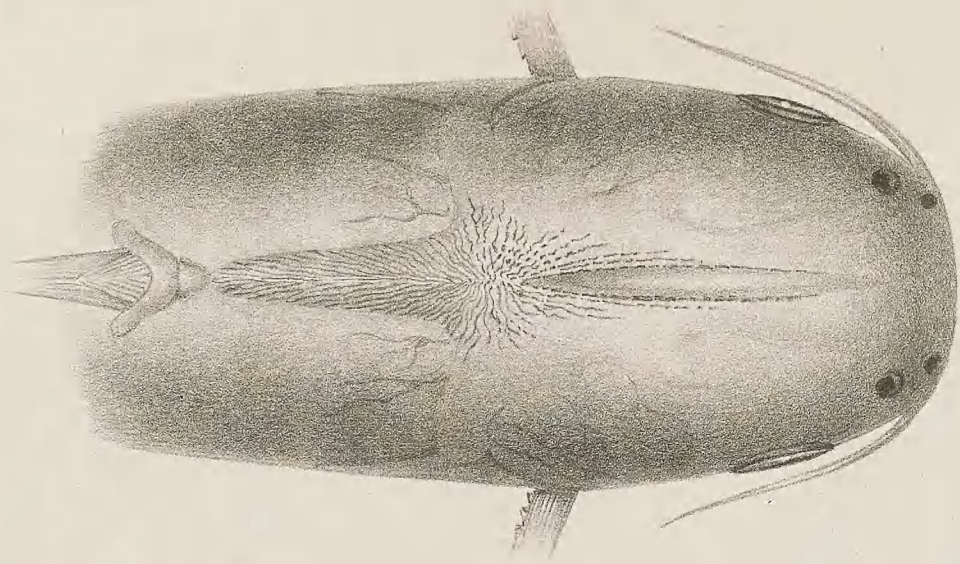

P. Bleeker del.

L. Speigler delin.

Chromolith. de C.W. Meeling.

Fig. 1. *Pseudotropius brachypterus* Blkr. Fig. 2. *Lais hexanema* Blkr. Fig. 3. *Pangasius macronema* Blkr.





P. Bleeker del.

L. Speigler delin.

Chromolith. de C.W. Meising.

Pangasius djambal Blkr.





Fig. 1





Fig. 2




P. Bleeker. del.

L. Sprenger. delin.

Chronolith. de C. W. Meising.

Fig. 1. *Pseudopangasius nasutus* Blk. Fig. 2. *Pangasius microrenoides* Blk.



P. Bleeker delin.

L. Spengler delin.

Chromolith de C.W. Meising.

Pseudopangasius pelyurus Blek.

Fig. 1





Fig. 2




P. Bleeker delin.

L. Spiegler delin.

Chronolith. de C.W. Meising.

Fig. 1. *Helicophagus typus*. Blkr. Fig. 2. *Tungasius nias*. Blkr.




Chromolith. de C.W. Meeling

L. Speigler delin.

Heterophagus Haandersonii Blk.

P. Bleeker del.



P. Bleeker del.

L. Spengler delin.

Chromolith. de C.W. Meising.

Bugarius Buchananii Blk.


Fig. 2.



Fig. 1.



Fig. 3.



P. Bleeker del.

L. Speigler delin

Chromolith. de C.W. Mieling

Fig. 1. Potengus typus. Blkr. Fig. 2. Hemipimelodus macrocephalus. Blkr. Fig. 3. Hemipimelodus bernicöensis. Blkr.



Fig. 1.



Fig. 2.





Fig. 3.

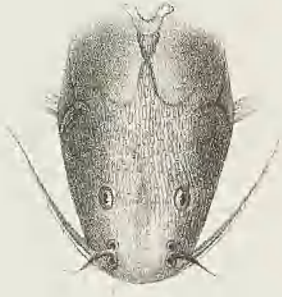
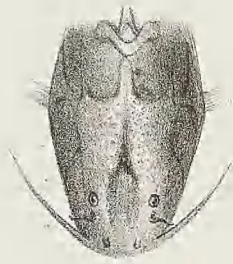


Fig. 4.



Fig. 5.




P. Bleeker del.

L. Speigler delin.

Chromolith. de C.W. Meising.

Fig. 1. *Akypsis variegatus* Blkr. Fig. 2. *Glyptothorax platypogonides* Blyth. Fig. 3. *Glyptothorax platypogon* Blyth.
Fig. 4. *Acrochordonicthys rugosus* Blkr. Fig. 5. *Acrochordonicthys pleurostigma* Blkr.



P. Bleeker dir.

L. Speigler delin.

Chromolith. de C.W. Meising.

*Fig. 1. Akypis macronema Blkr. Fig. 2. Acrochordenichthys platycephalus Blkr. Fig. 3. Acrochordenichthys melanogaster Blkr.
 Fig. 4. Acrochordenichthys ischnosema Blkr. Fig. 5. Acrochordenichthys xenatus Blkr.*




P. Bleeker del.

L. Spengler delin.

Mallus Lucii Blkr.

Chromolith. de C.W. Meising.




P. Bleeker del.

L. Speigler delin.

Chromolith. de C.W. Meiring

Fig. 1. Wallage. Rusfelli's Blk. Fig. 2. Belodentichthys macrochir, Blk.



P. Bleeker delin.

L. Spiegler delin.

Chromolith. de C.W. Meising.


Fig. 1. Alburnus albus Hassellii. Blk. Fig. 2. Alburnus phaeonema Blk. Fig. 3. Alburnus limaculatus. Blk.



Fig. 1



Fig. 2



P. Bleeker del.

L. Spangier delin.

Chromolith. de C.W. Meising.

Fig. 1. Silurides macronema. Blkr. Fig. 2. Silurides hypophthalmus. Blkr.


Fig. 1.



Fig. 2.



Fig. 3.



E. Bleeker del.

L. Speigler delin.

Chromolith. de C. W. Meiling.

Fig. 1. *Kryptopteryx macrocephalus* Blkr. Fig. 2. *Callichrou leiocanthus* Blkr. Fig. 3. *Kryptopterus micropus* Blkr.



P. Bleeker del.

L. Speigler delin.

Chromolith. de C.W. Meising.


*Fig. 1. Kryptopteryichthys bicirrhus. Blkr. Fig. 2. Kryptopteryichthys lais. Blkr. Fig. 3. Kryptopteryichthys palombangensis. Blkr.
 Fig. 4. Hemisilurus schilbeides. Blkr.*



Fig. 1



Fig. 2



P. Bleeker del.

L. Sprenger delin.

Chromolith. de C.W. Meising.

Fig. 1. Cryptopterus mononema. Blkr. Fig. 2. Cryptopterus limpoek. Blkr.




Fig. 2



Fig. 3



Fig. 4




P. Bleeker del.

L. Spiegler delin.

Chromolith. de C.W. Meising.

Fig. 1. *Micronema hexapterus* Pfl. Fig. 2. *Micronema typus* Pfl.



P. Bleeker dir.

L. Speigler delin.

Chromolith. de C.W. Meising.

Fig. 1. *Microstomus typus* Blkr. Fig. 2. *Hemistichurus heterochrysochus* Blkr.





Fig. 1

Fig. 2


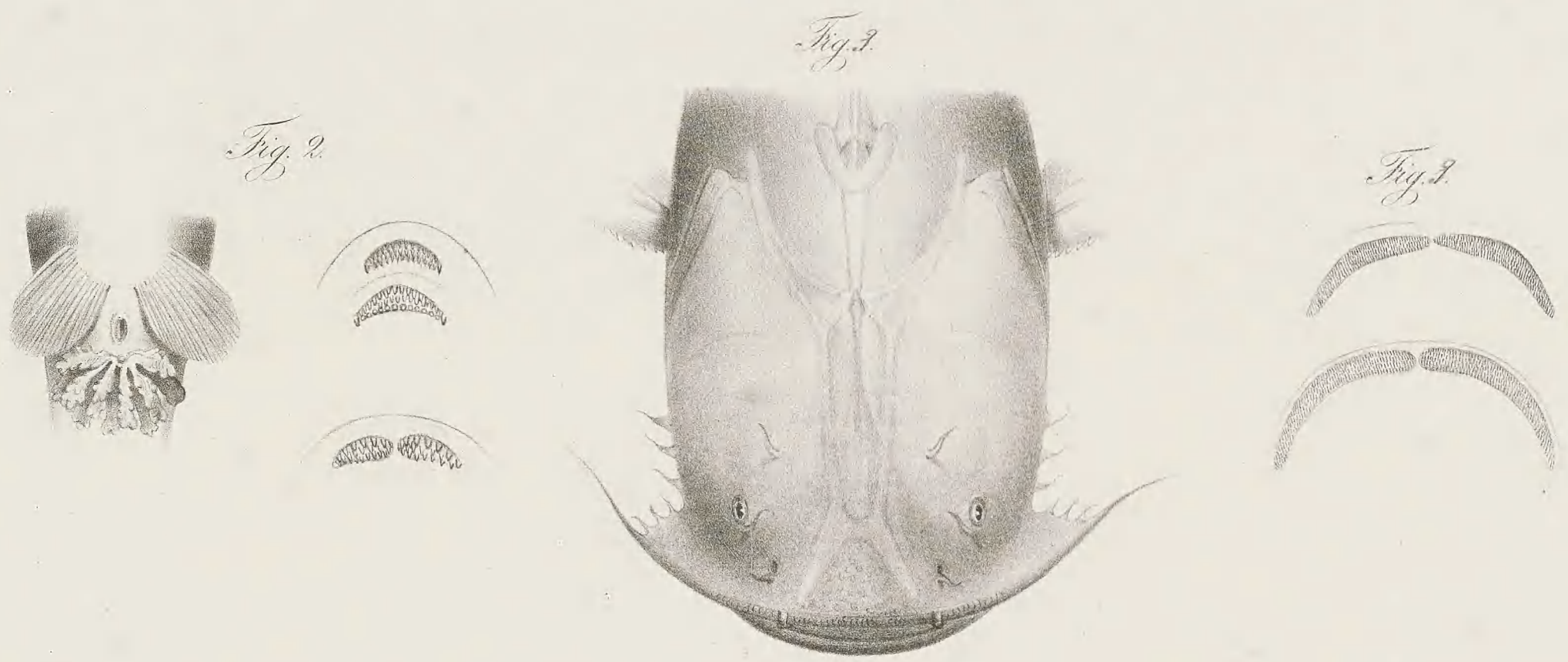

P. Bleeker del.

L. Spiegler delin.

Chromolith. de C.W. Meising.

Fig. 1. Thalacronectus microphogon Blk. *Fig. 2. Thalacronectus septemnaemus* Blk.





P. Bleeker del.

L. Speigler delin.

Chromolith. de C.W. Meising.

Fig. 1. Notosus macrocephalus Val. (sp. Valenc.) Fig. 2. Notosus arab. Blkr. Fig. 3. Chaca bankanensis. Blkr.






Fig. 1




Fig. 2

P. Bleeker delin.

L. Spengler delin.

Chromolith. de C. W. Meiling

Fig. 1. *Heterus albulus* Val. Fig. 2. *Heterus annuus* Buch.



P. Bleeker del.

L. Spangier delin.

Chromolith. ds. C. W. Mieling.

Fig. 1. Heterobranchius tapinopterus. Blkr. Fig. 2. Clarias melanoderma. Blkr.





Fig. 1






Fig. 2



P. Bleeker del.

L. Speigler delin.

Chromolith de C.W. Meising.

Fig. 1. *Silurus lacustris* Blk. Fig. 2. *Silurus bairdii* Blk.

Fig. 2.

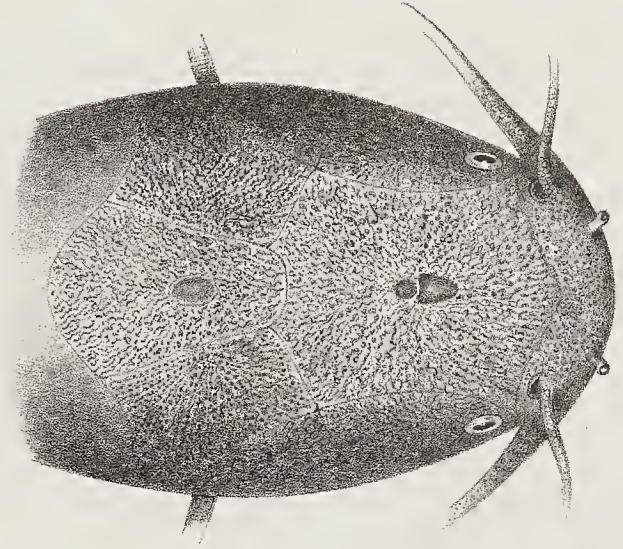


Fig. 1.

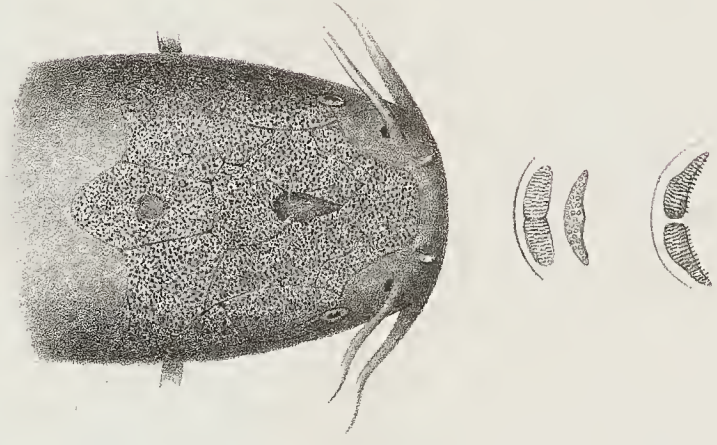


Fig. 2.




P. Bleeker del.

L. Spengler delin.

Chromolith. de C. W. Meising.

Fig. 1. *Clarias Fajmanni* Blk. Fig. 2. *Clarias Neuhofii* Val.





F. Bleeker delin.

L. Spangler delin.

Chromolith de C.W. Meiring.

Hemarius termis Blk.



P Bleeker del.

L. Spengler delin.

Chromolith. de C. W. Meising.

Hemisturus scleromma Blk.

SMITHSONIAN INSTITUTION LIBRARIES

3 9088 00618 1416